



「Beauty is in your hand」

Multifunctional Ultrasonic Weight Loss
Beauty Device


JC-2902



SAFETY INFORMATION

WARNING

- The ultrasonic beauty device should not be used by:
 - Children
 - People subject to seizures
 - People with cancer/tumors
 - People with implanted defibrillators/stimulators
- Before using the device, take off any metal object such as earrings, necklaces, bracelets, piercing.
- Consult a doctor in case of particular skin irritations.
- Check with your physician before using the device if you are pregnant, have a pacemaker, are epileptic or have metal implant.
- Do not submerge the device in water and do not use in a damp location or while bathing or swimming.
- Use the device only for the use it was destined for.



Based on unique cavitation ultrasonic technology, JC-2902 Ultrasonic Weight Loss Beauty Device emit powerful waves that penetrates through the epidermis and dermis to the subcutaneous to break down the fat from areas of the body such as the stomach, flanks, thighs, neck, back, male chest and buttocks for successful body contouring. There is no need to go to salon or spa for treatment anymore. With J-style, you can just bring beauty salon home.

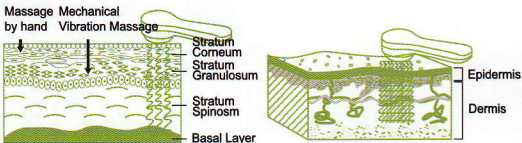
It is not only designed for fat removal, but also for skin firming, tightening and lifting. Only takes 10-15 minutes a day, your skin will appear more youthful, smooth and healthy with this intense form of care



How is Ultrasonic Applied in Skin Care?

The 1MHz high frequency vibration generated by ultrasonic can penetrate deeply into skin and provide best solution to your daily beauty care.

- Produce thermal energy and promote metabolism, blood circulation and lymph drainage
- Increase production of collagen and elastin, help to remove fine lines and wrinkles
- Tighten, tone, lift neck, body and facial skin
- Gently exfoliate dead skin cells
- Accelerating the nutrition supply to skin tissues
- Reduce the appearance of congested, puffy eyes
- Refine large pores
- Reduces the appearance of cellulite and fat deposits
- Regulate PH of the skin



Three

Bio-effects of Ultrasound Beauty

[Vibration]

Ultrasound waves, at tremendous speeds, have an effect on tissue just like that of massage. We usually call this mechanical effect micro-massage. It can be applied equally to surface tissues (like skin) or deeper tissue that underlies our beauty structure, such as muscle and fat deposits.

[Warming Effect]

Warmth is produced by vigorous friction of the molecules in high-speed vibration. Warmth has long been recognized for its skin-freshening and enhancing properties, as well as its virtues in controlling pain and promoting healing.

[Cavitations]

The effects of ultrasound on fluids are to promote the production of tinier and tinier droplets, or micro bubbles, which facilitate and energize processes like cleansing, absorption, and dissolving of nutrients and moisturizers.


■ Ultrasonic Test



The ultrasonic device emits a deep micro-vibration so rapid, which cannot be seen or felt by the surface of our skin – so don't think your ultrasonic device isn't working!

To test it, place 1-2 drops of water on the treatment head and then power on the device. You will see how the water is broken into tinier and tinier droplets by the action of micro-vibration.

COMPONENTS & OPERATION



- ❶ Ultrasonic treatment head
- ❷ Timer indicator (display 0-30 minutes)
- ❸ Ultrasonic intensity indicator (including 8 different intensity)
- ❹ Timer button (adjustable from 0 to 30 minutes, increase 5 minutes every step)
- ❺ Ultrasonic wave intensity button
- ❻ Continuous mode indicator
- ❼ Pulse mode indicator
- ❽ Power on indicator
- ❾ Mode switch button
- ❿ ON/OFF Button
- ⓫ Electric socket

HOW TO USE YOUR ULTRASONIC DEVICE

Preparation Before Treatment

1. Remove makeup and grease before using this device.
2. Always apply water-based skin care products on face or body before using the device. The water-based skin care products will help the conductivity of current and maximize the whole beauty effect of the device.
3. Apply more skin care products when the skin is too dry during treatment. When the device is contaminated by any dirt or grease, please wipe it clean with soft wet cloth.

Please read this manual carefully before use.

Notice for Different Skin Types

Ultrasonic Beauty Device is advisable to solve problems of dry skin, oily skin, sensitive skin as well as aged skin.


Treatment Step/Suggested Treatment Time

Treatment step	Normal skin	Dry skin	Oily skin	Sensitive skin	Aged
Face	5minutes	8minutes	5minutes	3minutes	10minutes
Body	15minutes	25minutes	20minutes	15minutes	30minutes


- It is advisable to do the treatment every day for normal, dry and aged skin, every 3-4 days for sensitive and oily skin.
- After a complete month of treatments, repeat treatments once or twice a week.

Treatment Directions

1. Clean the areas to be treated.
2. Apply water-based gel or lotion on the treatment head or your body.
3. Switch the power ON.
4. Choose the right mode by pressing Mode Button

 Mode Change Button

 continuous Mode

 pulse Mode

5. Select ultrasonic wave intensity

 Press to increase the intensity


 Press to decrease the intensity

6. Select the work time

 Timer button

Time range is from 0 to 30 minutes.
Press this button once and time increases 5 minutes each time.

7. For facial Care: Move the treatment head around your face in circular movement following the formation of the muscles. See illustrations for the direction.



8. For body care: Move the treatment head around your body in circular movements following the formation of the muscles. See illustrations for the direction.



9. Clean your face or body with warm water.
10. Unplug and wipe the device with moistened soft cloth. Do not immerse into water. Keep it at cool and dry place.

SPECIFICATION

Model	JC-2902
Frequency	1MHz
Work Mode	Continuous, Pulse
Power supply	AC100V~240V 50/60HZ
Power	DC24V 500mA
Material	Stainless steel treatment head ABS outer housing
Dimension	Treatment Head: 47mm in diameter Main body: 15.83*6.03*6.21cm
Weight	280 g

FAQ'S

- Q: What is the cost for the Ultrasonic Beauty Device?

A: Unlike other treatments and devices on the market, the cost is affordable, and there is no need to travel to a salon or spa for treatment. You can treat yourself at home at any time - the more you use the product, the faster you will see results.

- Q: How long can I see the results?

A: Usually it takes at least 2 weeks to see obvious result. The results are cumulative; each treatment builds upon the last. For enhanced results, please use proper skin care products for each step.

- Q: When should I do the treatment, in the morning or night?

A: You may do the treatment at anytime that fits your schedule. Ultrasonic Beauty Device acts as an extension of your daily skincare regimen.

- Q: Can I do the treatment more than once a day at home?

A: Any more often than once in a 24 hour period is not recommended as the muscles need some rest time between treatments.

- Q: Can I go outdoors after treatment?

A: For Ultrasonic Beauty Device, there are no restrictions

- Q: Is there any pain when using the Ultrasonic Beauty Device?

A: Never. When using Ultrasonic Beauty Device to exfoliate the skin, a heating sensation may be felt. However, this sensation should never feel painful or unpleasant. If pain occurs, please stop use.

- Q: Are all skin types suitable for use with Ultrasonic Beauty Device?

A: Yes. ultrasonic therapy is suitable for all people and all skin types.

Care and Maintenance

- Always wipe the device with a slight damp cloth after every treatment.
- The device is not waterproof. Do not place where is can fall into water.
- Do not clean device with corrosive chemicals.
- Store the device in a cool, dry place away from steam or damp.
- Do not use if the device is damaged.
- Although sturdy, the device will malfunction if dropped or damaged by strong force.
- Do not dismantle, refit or open the device.

