



**IC-2905**

**Multifunctional Home-Use  
Ultrasonic Photon Beauty Device**

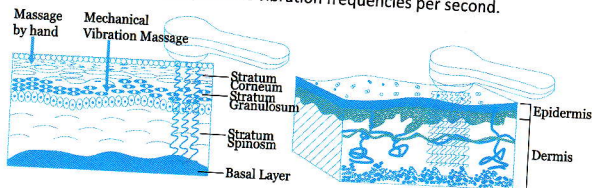
Enjoy Flawless Skin with Magic Home  
Use Photon Ultrasonic Beauty  
Care

## About it

**JC-2905** Multifunctional Home Use Ultrasonic Photon Beauty Device, designed for facial beautification, is a professional technology using ultrasound and natural light waves, which are transmitted by LEDs into the skin. The ultrasonic reactivates the aged skin cells, making the skin supple and healthy, making a beautiful face surface. The light activates photoreceptors in skin cells, producing energy for absorption by skin components, to reverse the major signs of skin aging to make you look and feel more youthful, rested and refreshed.

## Efficiency of Ultrasonic Waves

- ◆ Experience the ultimate in change. Ultrasonic Vibrations (1,000,000 vibrations per second) gives you visible Anti-Aging benefits. The appearance of lines and wrinkles is reduced. Evenness of skin color is improved as age spots and discoloration disappears accordingly.
- ◆ Aged skin will become supple. Since ultrasonic waves stimulate skin muscles with vertical and centrifugal movements, ultrasonic reactivates the aged skin cells, making the skin supple and healthy, making a beautiful face surface. Enhance moisturizer absorption to stimulate cells and revive skin fibers by one million supersonic vibration frequencies per second.



## Ultrasonic Test



- ◆ The ultrasonic device emits a deep micro-vibration so rapid, which cannot be seen or felt by the surface of our skin – so don't think your ultrasonic device isn't working! To test it, place 1-2 drops of water on the treatment head and then power on the device. You will see how the water is broken into finer and finer droplets by the action of micro-vibration.

## Efficiency of Photonic Waves

To repair cell and skin, red light revive, blue light kill bacteria and yellow light lighten spot.



### Red Photon wave

630 nm (nanometer) wavelength, suitable for any type of skin, enhance blood circulation, make collagen fiber and elasticity fiber of the deep department re-configure and resume elasticity at the same time.



### Blue Photon wave

470nm (nanometer) wavelength, suitable for sensitive and oil types of skin, to getting rid of acne & blemishes and produce enough collagen, make the cell recombination.



### Yellow Photon wave

590nm (nanometer) wavelength, reduce spot and fleck, restrain melanin.



## Safety Information

**WARNING:** The Ultrasonic Photon Beauty device should not be used by

Children

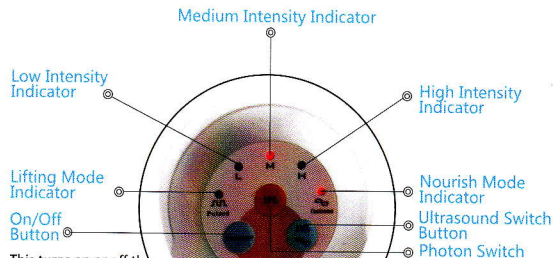
People subject to seizures

People with cancer/tumors.

People with implanted defibrillators/stimulators.

- Before using the device, take off any metal object such as earrings, necklaces, bracelets, piercing, etc.
- Consult a doctor in case of particular skin irritations.
- Check with your physician before using the device if you are pregnant, have a pacemaker, are epileptic or have metal implant.
- Do not submerge the device in water and do not use in a damp location or while bathing or swimming.
- Use the device only for the use it was destined for.

## Components Operation



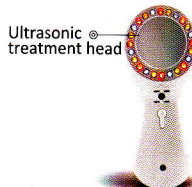
This turns on or off the Ultrasonic function, when the Ultrasonic at ON mode, to adjust the intensity Low, Medium and High. Each press on the button will be accompanied with the correspondent LED light shown.

ON --- Low ---  
Medium --- High --- OFF

Press the button to switch on Photonic function, with Each press to change mode of light in the sequence as below:

red light - red light pulse - blue light - blue light pulse - yellow light - yellow light pulse - red/blue light - red/blue light pulse - red/yellow light - red/yellow light pulse - blue/yellow light - blue/yellow light pulse - red/blue/yellow light - red/blue/yellow light pulse - red/blue/yellow light circle changeable - off

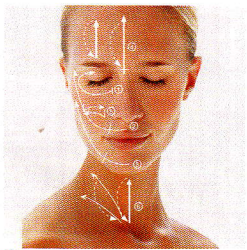
Automatic timer setting for 10 minutes  
each 10 minutes operating accompanied with bee sound signal.



Ultrasonic treatment head



Function Control Panel



### Treatment Direction

- ➊ Remove the makeup and cleanse the face.
- ➋ Apply water-based quality gel, lotion, essence or mask on your skin.
- ➌ Connect the power cord, power on the device and choose ultrasonic treatment mode.
- ➍ Choose Intensity L/M/H to your comfortable level.
- ➎ Move the treatment head of the beauty device around your face in circle following the formation of the muscles. See illustrations for the direction.
- ➏ In combination of different photonic modes to enhance the whole beauty effect.
- ➐ Wash your face after treatment and apply your favorite skin care products.
- ➑ Clean the beauty device with soft wet cloth and store it in a cool and dry place.

## One Device Multiple Functions

### Alimentary Absorption

Owing to the high-speed and nanometer ultrasonic vibration, the alimentary cream will be divided into particle instantly. Then cooperate with yellow Photonic wave to enhance the absorption.

### Acne Amelioration

Deep clean skin, helps to retrieve the original healthy skin by removing the old dead cells and other contaminations.

### Skin Rejuvenation

By means of deep vibrations of ultrasonic, the cellular tissues strongly repeat stretching and shrinking, accelerate the blood circulation, soften the cellulite and excrete waste.

### Wrinkle Management

The Photon & Ultrasonic stimulates the production of collagen and refine fine lines and wrinkles. Intense pulsed light is an effective method of attaining a more youthful complexion in a short time.

### Balancing skin and increasing blood circulation

The metabolic cycling period of skin is about 28 days. Enhancing the metabolic function of skin will keep your skin both looking smooth and feeling smooth. The Ultrasonic Photon Beauty Device penetrates deep into skin tissue and blood capillaries, then turns light energy to heat energy. Through the absorption of skin tissue, it promotes blood circulation and balance the skin - leaving your skin healthy, tightened and radiant.

### Imperfections from sun damage and photoaging

Intense pulsed light works by emitting a specialized light that passes through the skin and is preferentially absorbed by its target, the unwanted pigment in the skin.

### Firming and lifting your skin

As our skin ages, we experience a decline in skin texture that may be seen as enlarged pores and coarseness, plus a loss of smoothness and elasticity. The light energy of Photon & Ultrasonic Beauty Device penetrates deeply into the skin tissue, stimulating a higher rate of new cell production, improving elasticity, enhancing firmness and reducing pore as well.



## To Achieve Best Results, It Is

### Advised To Follow The Below Treatment Motions

#### ➤ EYE AREA

Following the bone structure around your eye, start under the eye and move up around the eye, holding firmly just under the eyebrow.

#### ➤ SMOOTH SMILE LINE

Start at the bridge of your nose, move the instrument up to your "thinker lines" and hold, then continue on to your hair line. Move across the forehead using these same movements.

#### ➤ FIRM JOWLS

Start just under the nose, move to the smile line and hold and then move straight upward and outward to the temple and hold.

#### ➤ SMOOTH FOREHEAD

Hold the instrument at a 90-degree angle on the side of your nose and then move to the middle of your cheekbone and back.

#### ➤ CALM PUFFINESS

Start in the middle of the chin, below your lips, move up to the jowl line and hold and then continue in an upward and outward motion to the edge of your face just in front of your ear.

#### ➤ SMOOTH NECK

Start at the base of your throat. Move upward to the jaw line, hold for a few seconds glide the unit back down to the starting position and then move upward and outward, holding each time at the jaw line, and then returning to the hollow of the throat.



## Q & A

• Q: Can the Photon & Ultrasonic Beauty Device be used with other skin care products?

A: Yes, you can use skin care products with the Photon beauty, except those containing light-reactive ingredients.

• Q: Can this be used if I have sensitive skin, Rosacea or bad acne?

A: Yes. However, the Photon Ultrasonic Beauty Device should be kept at a slight distance from the skin.

• Q: Can I use Photon Beauty while wearing make up?

A: This is not recommended. Please clean the face before use to maximize the results.

• Q: Can I use device while using other skin care products?

A: Yes, the device can enhance the positive results from the other skin care products.

• Q: When should I do the treatment, in the morning or night?

A: You may do the treatment at anytime that fits your schedule. The device acts as an extension of your daily skincare regimen.

• Q: Can I do the treatment more than once a day at home?

A: Any more often than once in a 24 hour period is not recommended as the muscles need some rest time between treatments.

# Q & A



**Q: How long will it take to see changes in my skin?**

**A:** please see below table for noticeable result period:

Skin Problem or Condition	Time to Noticeable Results
Skin Rejuvenation	Few Days - Few Weeks
Anti Inflammatory Effect	Few Days - Few Weeks
Control and Treatment of Inflammation	Few Minutes- Few Hours
Improved Circulation	Few Minutes
Relaxation of Tight Muscles	Few Minutes- Few Days
Trigger Point Stimulation	Immediately
Skin Cell Regeneration	Few Days

**Q: What is the cost for the Photon Beauty?**

**A:** Unlike other treatments and devices on the market, the Photon Ultrasonic Beauty Device is affordable, and there is no need to travel to a salon or spa for treatment. You can treat yourself at home at any time the more you use the product, the faster it you will see results.

**Q: Is there any pain when using the Photon Beauty?**

**A:** Never. When using Photon & Ultrasonic Beauty Device to exfoliate the skin, a tingling or heating sensation may be felt. However, this sensation should never feel painful or unpleasant. If pain occurs, please stop use.

**Q: Are all skin types suitable for use with Photon Beauty?**

**A:** Yes. Pulsed light therapy is suitable for all people and all skin types.



## Care and Maintenance

- Care and Maintenance.
- Always wipe the device with a slight damp cloth after every treatment.
- The device is not waterproof. Do not place where it can fall into water.
- Do not clean device with corrosives chemicals.
- Store the device in a cool, dry place away from steam or damp.
- Do not use if the device damaged.
- Although sturdy, the device will malfunction if dropped or damaged by strong force.
- Do not dismantle, refit or open the device.