


说明书

Manual



深圳市三桥电子有限公司

尊敬的用户：

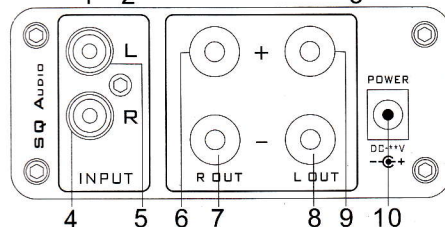
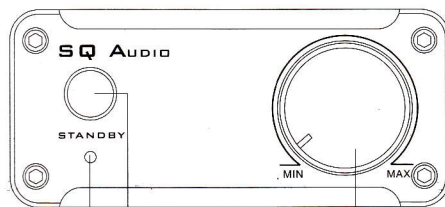
非常感谢您选择深圳市三桥电子有限公司的SQ-02/SQ-05/SQ-08数字功放机。SQ-02/SQ-05/SQ-08 采用了先进的设计及高级的发烧材料精制而成。精良的做工，时尚的外观，简捷的操作，完美的音质。将给您带来高贵的视觉，听觉感受。

Dear user:

Thank you for choosing Shenzhen Sanqiao Electronics Co., Ltd. SQ-02/SQ-05/SQ-08 amplifier.

SQ-02/SQ-05/SQ-08 using advanced materials design and high fever refined. Excellent workmanship, stylish, simple operation, excellent sound quality. Will give you a noble vision, hearing, feeling.

一：部件介绍 COMPONENT NAME



1: 红色待机模式
蓝色开机模式
Red in standby mode
Blue boot mode

2: 电源开关
power switch

3: 音量控制旋钮
Volume control

4: 右声道输入插座
Right channel input

5: 左声道输入插座
Left channel input

6: 右声道输出正极
Right Speaker output +

7: 右声道输出负极
Right Speaker output -

9: 左声道输出正极
Left Speaker output +

8: 左声道输出负极
Left Speaker output -

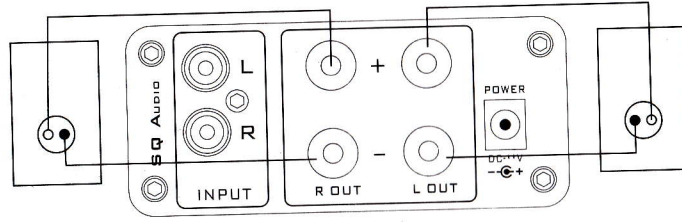
10: 电源输入
Power input

二. 接线介绍 Introduction wiring

三桥电子数字功放机使用BTL输出设计,四个输出接线柱各自独立。左右声道负极不可以短路连接或者接地线。敬请严格按照机器标注的端子连接音箱线(图1)。接错线的情况下,音箱还会出声,但是芯片好快会烧毁。敬请检查好接线再通电。没有购买功放机适配器的用户,请核对好机器电压在通电试机,超出额定电压立刻烧毁芯片。以上操作不当烧毁机器,您将失去保修服务,敬请注意!

Sanqiao T-amplifier with BTL design, four output terminals independently. Left and right channels can not short circuit the negative or ground wire connection. Please indicate in strict accordance with the machine to connect the speaker wire (Figure 1). Wiring error cases, the speakers have sound, but will soon damage the integrated circuits. Please check the connection to good use. Did not buy the amplifier adapter users, please check the good voltage to use, beyond the immediate damage to the rated voltage integrated circuits. Machine damage due to improper operation of the above, you will lose the warranty service, please note!

(图Figure 1)



由于空间限制,输出接线柱距离较小,喇叭线破皮不要过长,避免接线短路烧毁功放机(本机内置过流保护电路,一般不会烧毁功放机)。尽量把破皮部分全部插入接线柱(图2)。


Due to space constraints, the output terminal from the small speaker wire need to be properly peeled, cause the machine to avoid damage to wiring short-circuit (built-in overcurrent protection circuit, power amplifier is generally not burned). All the peeled part of the wire as far as possible into the terminal blocks (Figure 2).

(图Figure 2)

正确 OK



错误 NG



三、使用注意事项 Caution

- 不得将本机搁置在高温、潮湿的环境,更不得淋雨或受强烈冲击。
- The machine must not be set aside in the hot, humid environment, does not allow rain or by the strong impact.
- 不得随意拆开机壳,如需维修应请专业维修人员维修。
- not free to open the case, need of repair, maintenance staff should be professional maintenance.
- 若不慎将液体洒入进内,应立即切断电源,需专业人员检查后方可使用。
- If you accidentally spill into the liquid into the inside, immediately turn off the power, need professional inspection before use.
- 音量控制在适量程度,以不失真并听感舒适为佳。
- Volume Control to listen without distortion and better comfort.
- 本机器仅供室内使用。
- The machine is intended for indoor use.