

K9R KARAOKE CONVERTER

USER MANUAL



1. Function

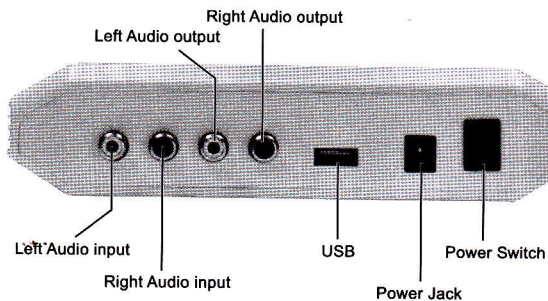
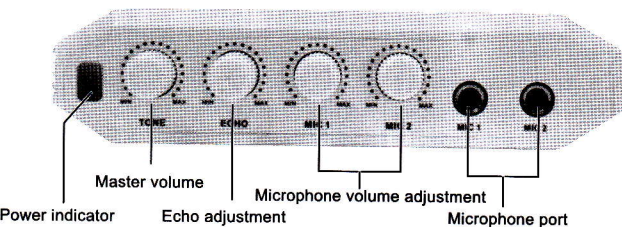
- 1) Professional echo process, with professional-grade YAMAHA reverb chipset, making a perfect blend between microphone voice and accompanying sound, so that don't have voice and accompaniment separation any more
- 2) Professional echo effect can be adjusted depending on the occasion, preference, making your voice with the magnetic, catch up with the KTV effect
- 3) ordinary microphone or headset inserts to the computer directly, the singing voice is dry and with a large current noise. , but K9 have the function of Noise reduction process, filtering the current sound, so can make the voice pure
- 4) Dual microphone interface, support the chorus, can adjust the microphone volume individually
- 5) Supported Iphone series phones, iPod, MID, DVD, HD player, Blue-ray DVD, PC and other audio input.
- 6) Powerful software compatibility. full supported Skype, MSN,QQ, cool songs I K, YY, Bi-chat ,Karafun, Sunfly, Mike crazy, MVbox, K show, quack K song, and so on.
- 7) Record voice function, recording to USB storage, establish a WAV format file.
- 8) Playback function, playback the recorder files or music (WMA,MP3)

2. Product Feature

- *Stylish appearance, solid and reliable
- *YAMAHA chipset, perfect sound quality, pure tone
- *Recording chipset, High definition voice recording.
- *Playback function, support MP3,WMA,WAV.
- *Support PC/DVD/MID/Mobile phone and other audio input port, having a wide use.
- *Stable performance , Working long time sustainably
- *USB2.0
- *Dimensions: 175 * 110 * 40 (mm)
- *Distortion: 1.8%MAX
- *Frequency response: 40Hz---16KHz
- *Working temperature: -30℃ ~ 65℃
- *Power:110~220V
- *DC In: 12V
- *Working hours: Unlimited (turn off the power when rest)

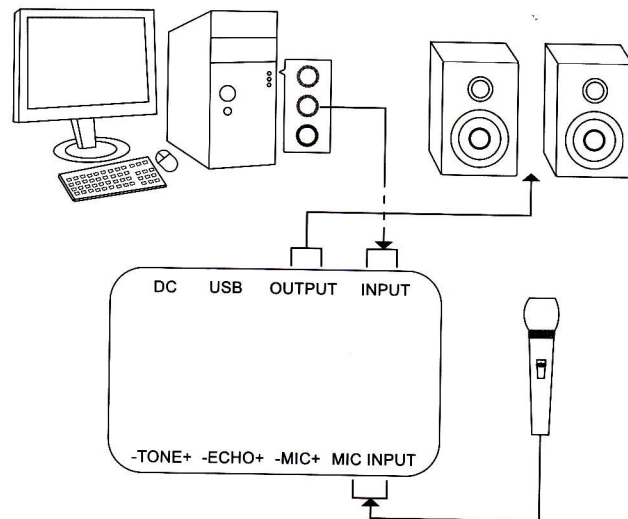
3. Product introduction

K9R description and connection guidance

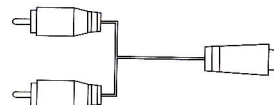


4. Connection

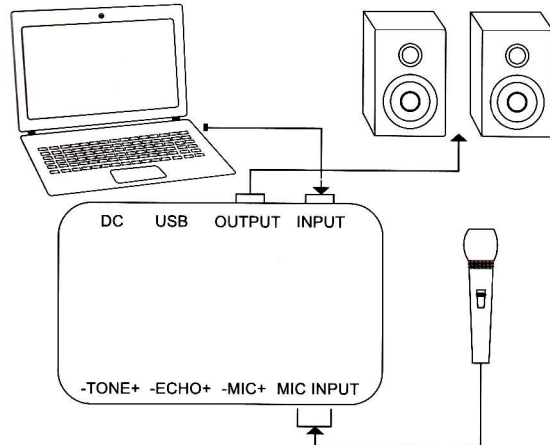
● Connection to PC



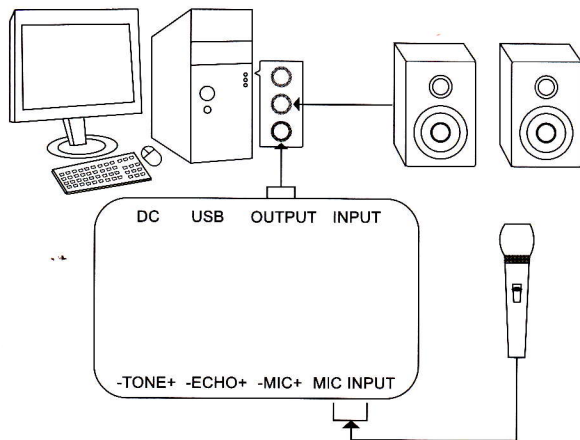
3.5mm Line in Cable



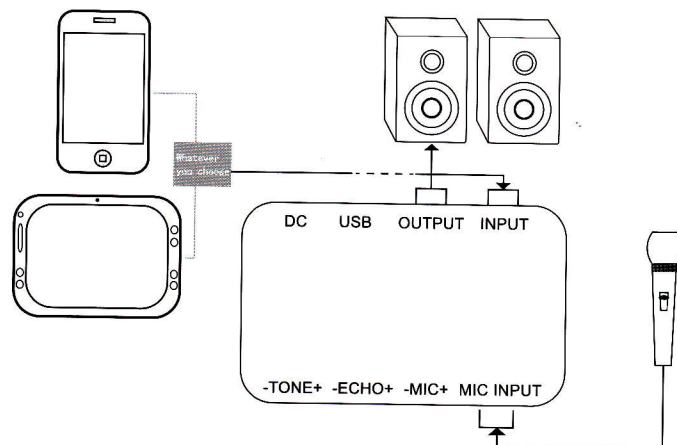
1 Connection to laptop



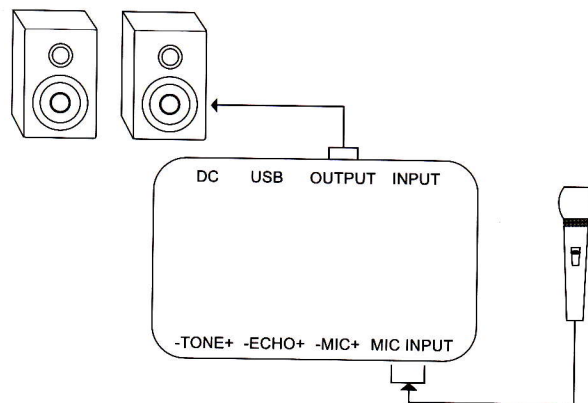
2 Connection to PC




Connection to SmartPhone



Connection to meeting



5.REMOTE CONTROL



About Recording/Playing:

Recording:

Press the Recording(REC) on the remote control, the K9R will start recording and become a WMA file be kept to the USB flash drive or other USB reader.

Stopping recording:

Press the STOP REC on the remote control.

Playing recording:

Press the Switch to the local playing mode and press the PLAY, Then can play the recording voice from the USB drive or other USB reader.

Function



- 1) Professional echo process, with professional-grade YAMAHA reverb chipset, making a perfect blend between microphone voice and accompanying sound, so that don't have voice and accompaniment separation any more
- 2) Professional echo effect can be adjusted depending on the occasion, preference, making your voice with the magnetic, catch up with the KTV effect
- 3) ordinary microphone or headset inserts to the computer directly, the singing voice is dry and with a large current noise. , but K9 have the function of Noise reduction process, filtering the current sound, so can make the voice pure
- 4) Dual microphone interface, support the chorus, can adjust the microphone volume individually
- 5) Supported Iphone series phones, IPod, MID, DVD, HD player, Blue-ray DVD, PC and other audio input.
- 6) Powerful software compatibility. full supported Skype, MSN,QQ, cool songs I K, YY, Bi-chat ,Karafun, Sunfly, Mike crazy, MVbox, K show, quack K song, and so on.

Product Feature

- ✧ stylish appearance, solid and reliable
- ✧ imported top chipset, good sound quality, pure tone
- ✧ with PC/DVD/MID/Mobile phone and other audio input port. having a wide use.
- ✧ match power settings, easy to use
- ✧ stable performance , Working long time sustainably
- ✧ dimensions: 175 * 110 * 40 (mm)
- ✧ distortion: 1.8%MAX
- ✧ frequency response: 40Hz--16KHz
- ✧ working temperature: -30℃~65℃
- ✧ working voltage: DC12V
- ✧ working hours: Unlimited (turn off the power when rest)

Product introduction

K9 description and connection guidance



NOTES:

1. when sing online or Record, "waveform" of audio properties is someone to hear your voice, when sing online, the Wave" Does not adjust too high, often is in the last but one
2. Stereo Mix don't t adjust too high either, usually is in the last but one or but two


For example on Karaoke Software usage

karaoke software setting

Firstly, make debugging on the software , ensure it connects



record function in the volume property

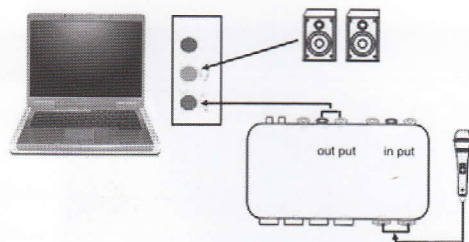


setting the software ,enhance microphone and software microphone

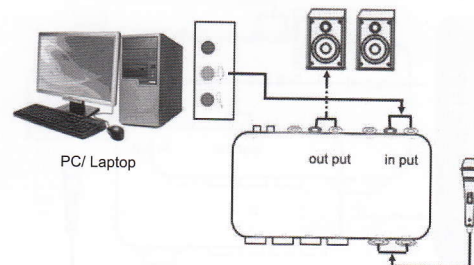


Device connection

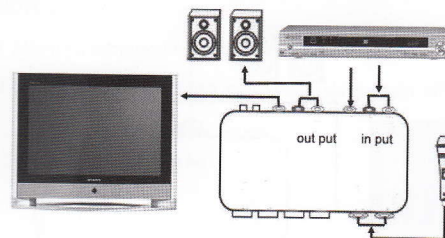
Connection with Computer (record status and sing on line)



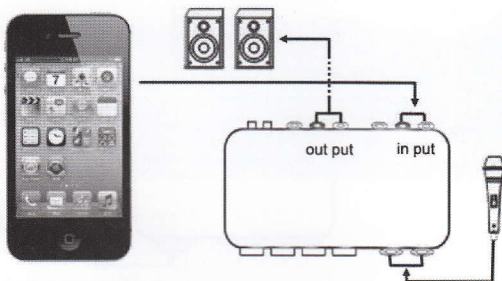
Connection with Home KTV(no record status, just sing)



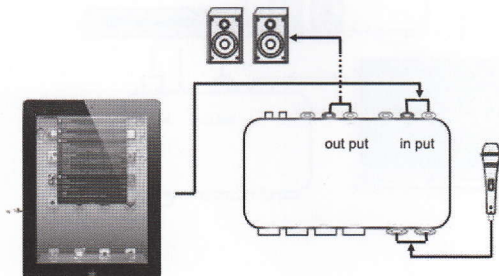
Connection with Home DVD player and TV



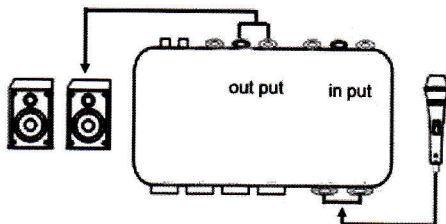
Connection with iphone and other Mobile phone.



Connection with MID



Connection with meeting room



Microphone usage

Sing to yourself: microphone keeps 5 cm away from yourself

Recording songs: the microphone keeps 10-15 cm away from yourself

NOTES:

- 1 .Using transformer, be aware of voltage connection,
- 2 .If long time doesn't use equipment, please turn off the power, remove the transformer.

FAQ:

1. Turn on the power indicator does not light?

Check the transformer if is OK

2. Power indicator light, but no sound?

Set the computer volume control, cancel microphone mute I

3. There is evident current?

Check the circuit, remove the host-static, and release it

4. Evident harsh sound?

Put the input device source volume down, change the placement angle between MIC and speaker, change distance between MIC and speaker.