

User Guide

Solar Bluetooth Keyboard for iPad2/iPad3

*Thank you for purchasing the Solar Bluetooth Keyboard



Packing Contents:

- 1.Solar Bluetooth Keyboard
- 2.Soft Touch Stylus
- 3.User Guide

Features:

1. Power supply: all light source---low light, lamp light, indoors and outdoors.
2. Powerful Solar Panels (noncrystalline silicon).
3. Built-in Rechargeable battery lasts for approx. 40 hours (keep working) per full charge.
4. Special [home] screen key for one touch access to variety of application.
5. Modern style designed for iPad.
6. Light weight, quiet keystrokes, water-proof and dust-proof.
7. Unique bottom silicon gel pads design to prevent scratch and sliding.
8. Low power display(RED LED flashing).
9. Energy saving keyboard sleep mode.

Specifications:

1. Bluetooth 3.0 interface standard.
2. Operating Distance to 10 meters.
3. Support iPhone 4 Operating System
4. Charging time: 2-3 hours
5. Key Strength: 80±10g; Key Life: 5 million strokes;
6. Standby sleeping current: <0.2mA
7. Rechargeable battery capacity: 80mAh
8. Operating Temperature: -10~+55°C
9. Colors: Black or White
10. Materials: Aluminium Alloy +ABS
11. Size: 248*189.5*11mm
12. Net Weight: 400±30g


Bluetooth Keyboard Pairing:

Step 1:

Turn on the power toggle switch. The [charge] and [Bluetooth] indicator light will be 5 seconds, then the light will go off.

Step 2:

Press on the [connect] button. The [Bluetooth] indicator light will be blinking and the [charge] indicator will be on. The keyboard is now ready to be connected to iPad.



Power switch

Connect Button

Step 3:

Turn on and unlock iPad.

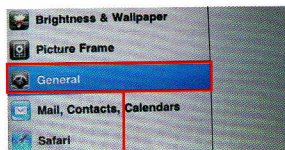
Click on the iPad [Settings] icon



iPad[Settings]icon


Step 4:

On the setting menu, select item [General] to access [Bluetooth] settings. Click on [Bluetooth] to turn on the connection. iPad will automatically search for a Bluetooth-enabled device.



Click to turn on Bluetooth setting

Step 5:
Wireless keyboard found. Click on the device to connect.




Click on the keyboard to connect

Step 6:
Enter the password code as displayed on screen.



Enter password code using the wireless keyboard

Step 7:
Wireless keyboard connected successfully. [charge] indicator will stay on until the keyboard is switched off.



Keyboard connected successfully

***When you use the paired Bluetooth Keyboard again, just directly operate the keyboard, no need to pair the Bluetooth Keyboard with the iPad again.**

Special Keys Description:

Long press Fn and combination with F1-F12 and insert keys to the shift multimedia keys. And mainly be used in the operation of iPad multimedia.

Charging:

When the battery power is low, the RED [charge] indicator will start blinking, it is time to recharge the keyboard.

When the keyboard is recharging in the high ambient light you can keep using it. Or just put it in the high ambient light conditions (such as balcony or indoors near a window) to charge. Suggest charging time is 2-3 hours.

Energy Saving Sleep Mode:

The keyboard will kick into sleep mode when it is inactive for 5 minutes. Just press any key and wait for 3 seconds, the keyboard will come back on.

Cleaning:

Clean the silicone keyboard with water, alcohol or cohol based disinfectant.

Safety Caution:

1. Keep the item away from sharp objects.
2. Do not put heavy objects on the keyboard.
3. Do not Microwave the item.
4. Do not force or distorted the keyboard.
5. Keep away from oil, chemical or any other organic liquid.

Special Note:

This keyboard can be connected to iPhone 3G, 3GS, 4G and iPod Touch that has installed iOS4.0 or later. For other Bluetooth enabled device, please verify the Bluetooth standard & compatibility before attempting to connect to the keyboard.

Troubleshooting:

Unable to connect

1. Make sure the power switch is on.
2. Make sure the keyboard is within the operating distance.
3. Make sure the battery is charged.
4. Make sure iPad Bluetooth setting is on.
5. Make sure wireless keyboard is connected to iPad.

Warranty:

1 year warranty

Please visit our website for the details:

iPad, iPhone, iPod Touch are trademarks of Apple Inc.