

SDL

NO.2012A-3

AGES/EDADES

9-16

BUILDING TOY

JOUET DE CONSTRUCTION

JUGUETE PARA CONSTRUIR

THE TRANSCENDER

RC STUNT CAR



2.4 
2.4 GHz-SYSTEM

CAUTION - ELECTRIC TOY

Not recommended for children under 9 years of age. As with all electric products, precautions should be observed during handling and use to prevent electric shock.

GB

Important information about batteries

Never use different types of batteries together, or a combination of old and new batteries. Always remove the batteries if the product is not to be used for a long time or if the batteries have run down. Never use damaged batteries. Only use batteries of the type recommended, or a corresponding type. Insert the batteries so that the poles are correctly positioned. Rechargeable batteries must be recharged using the correct battery charger under the supervision of an adult. You cannot recharge batteries while they are still in the product, and you must never try to do so. Never attempt to recharge non-rechargeable batteries. Never short-circuit the battery holder.

CN

电池使用须知

切勿将不同种类的电池一起使用，也不要将旧电池与新电池混合使用。如长时间不使用本产品或电池已耗尽时，请把电池拆除。切勿使用已损坏的电池。只可使用建议中的电池型号，或其他兼容式型号。请根据指示安插电池。你可以使用充电的循环电池，但必采用适当的充电器，并在成年人的指导下方可进行充电。电池仍在产品内是不能充电的，请勿强行尝试。切勿试图为非循环电池充电。也切勿自行接驳电池箱的两极，以免产生短路。

GB

Important information about rechargeable battery packs

Do not dispose of your battery pack by incineration. Lithium battery packs must be disposed of in accordance with the current legislation in your country. Only use rechargeable battery packs of the same type as that included with this product. Always remove the battery pack from the product when it is not in use. Always remove the battery pack from the charger when it is fully recharged. Always completely recharge the battery pack prior to use. Use only the included battery charger to recharge your battery pack. Never short-circuit the plug on the battery pack. If the battery pack is hot after use, it must be allowed to cool down before recharging. Never use a damaged battery pack. The seal on the battery pack must never be damaged or removed. When connecting the battery pack to the charger or toy, carefully insert the plug until you hear a "click". To unplug the battery from the charger or toy, gently press the release and pull the plug from the contact (do not pull the wire). Do not apply force—the plug will only fit in one way.




PATENT/专利号: 201230004356.4

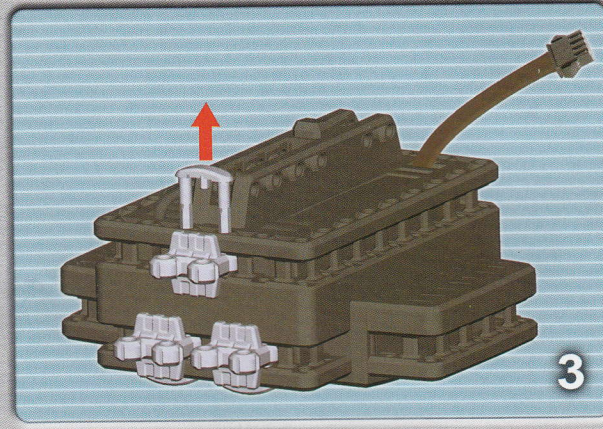
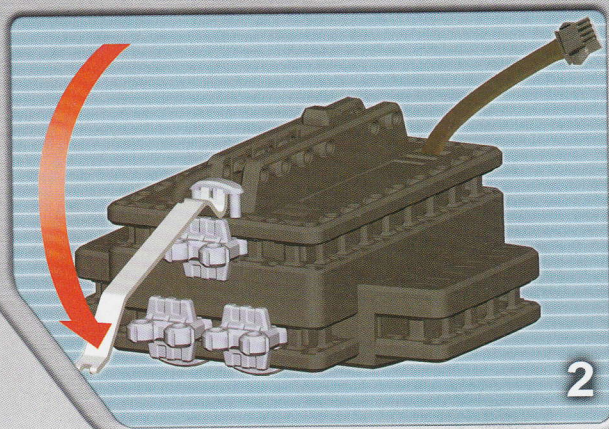



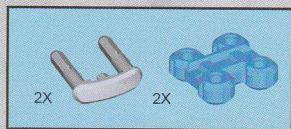
CN

有关充电池组的重要信息

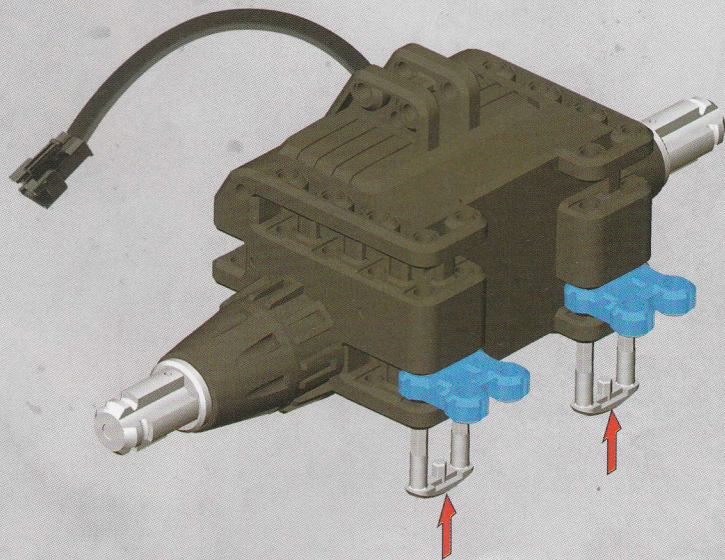
切勿焚烧处理电池组。锂电池组的处理必须符合贵国目前的法律规定。只能使用与本产品随带电池组相同的充电电池组。电池组不用时，一定要从产品中取出。电池组充足电时，一定要从充电器中取出。使用前，一定要给电池组完全充电。只能用本产品随带的电池充电器给电池组充电。切勿断开电池组上的插头。如电池组使用后发热，则必须在充电前冷却。切勿使用损坏的电池组。切勿损坏或拆除电池组上的封口。将电池组与充电器或玩具连接时，要小心插入插头，直到听见“喀嗒”一声。将电池从充电器或玩具拔出时，请轻轻地压释放装置，将插头从接触点拔出（不要拔电线）。不要用力——插头只能以一种方式插入。





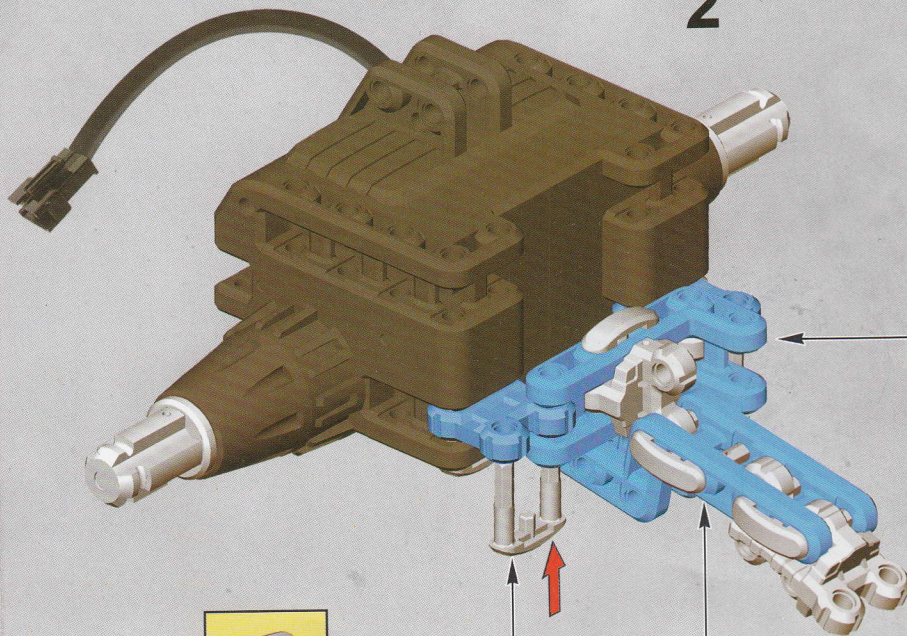


1



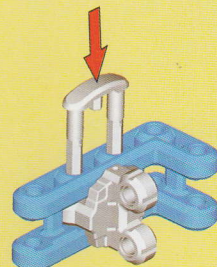


2

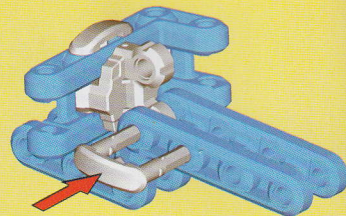


5

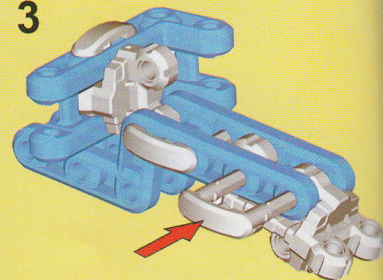
1



2

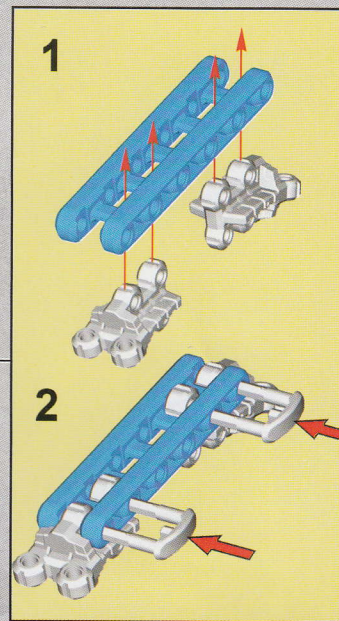
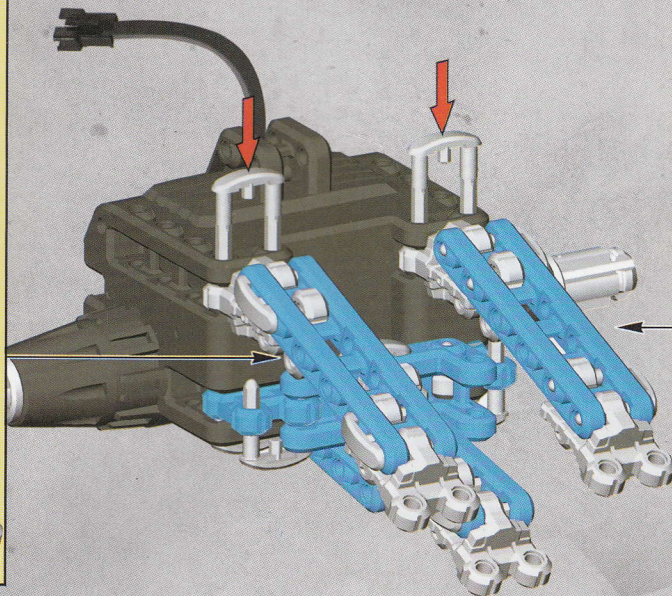
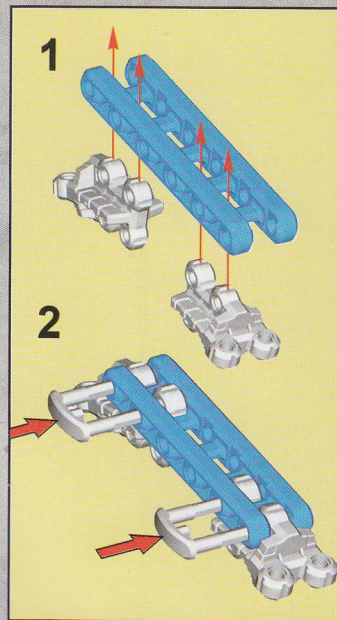


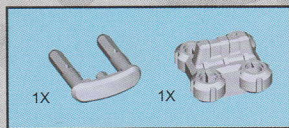
3



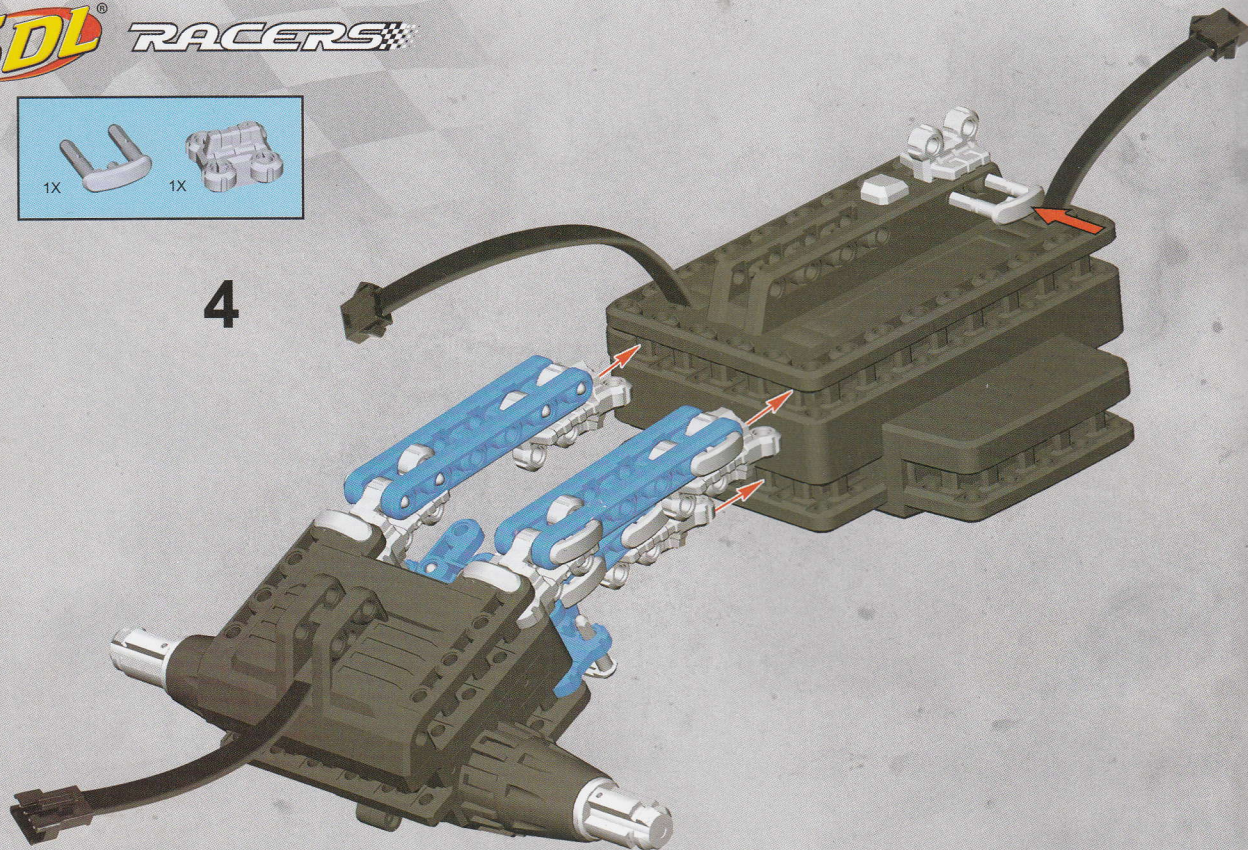



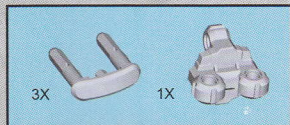
3



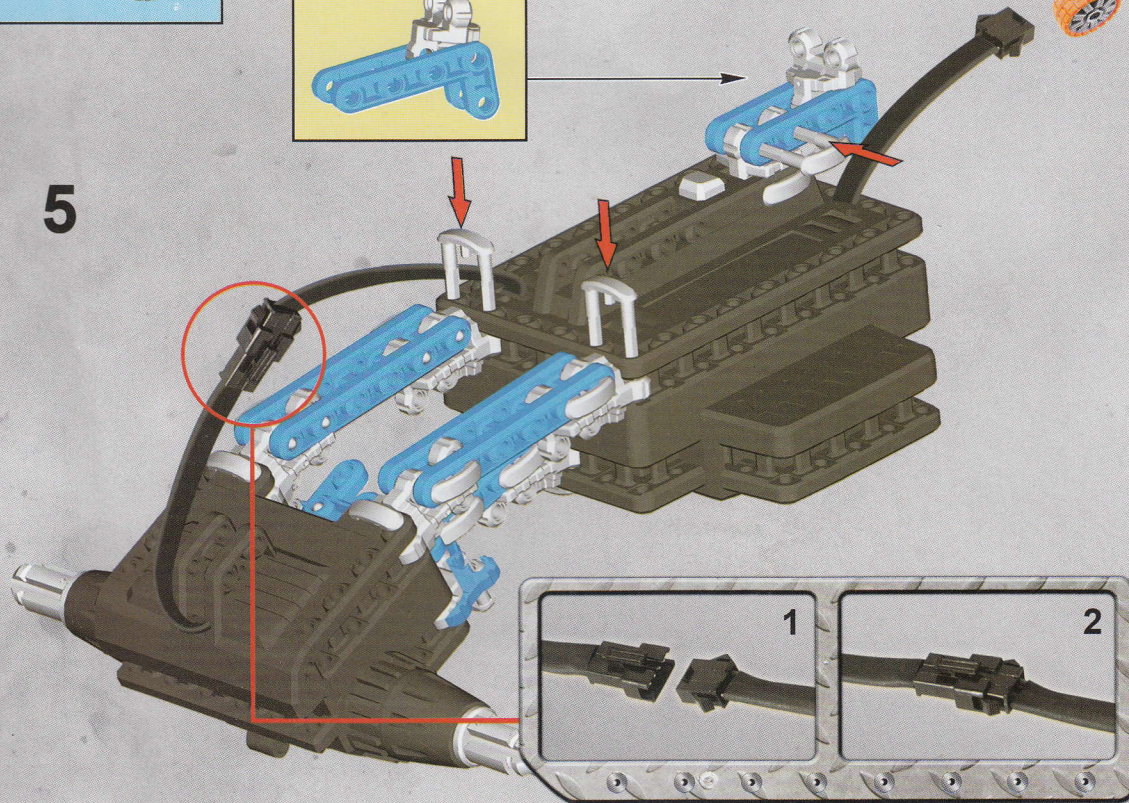


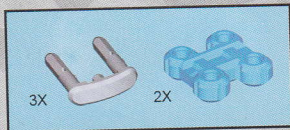
4






5







6


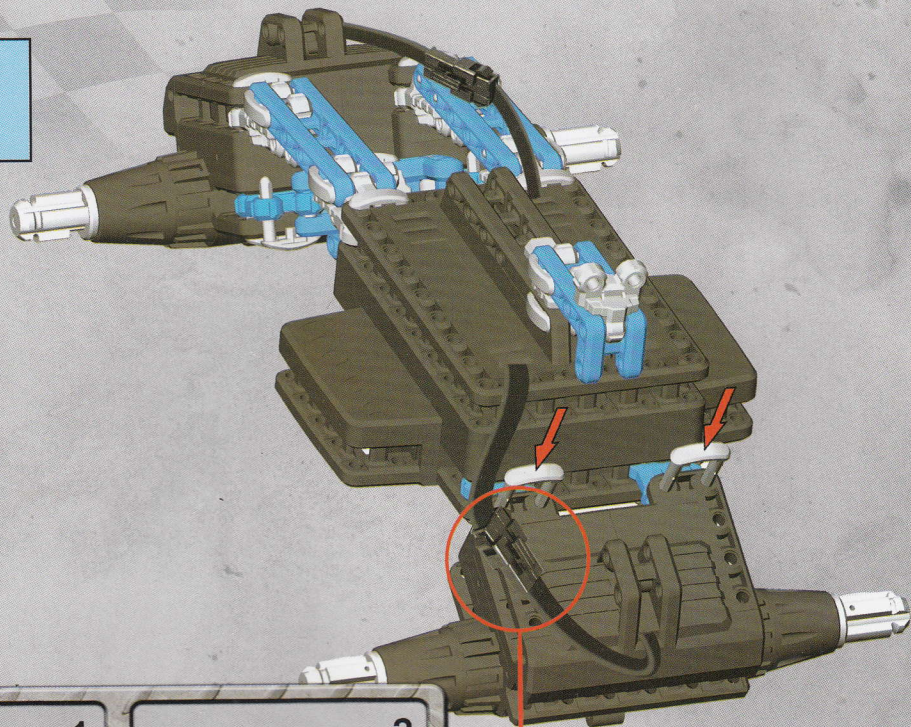



7






8

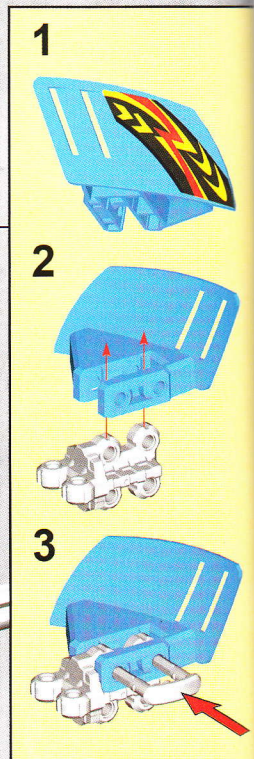

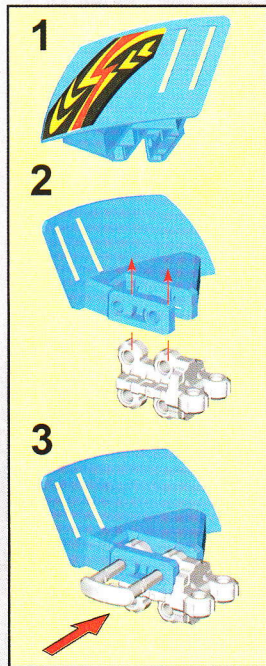
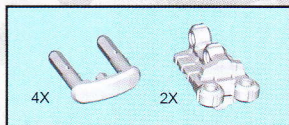


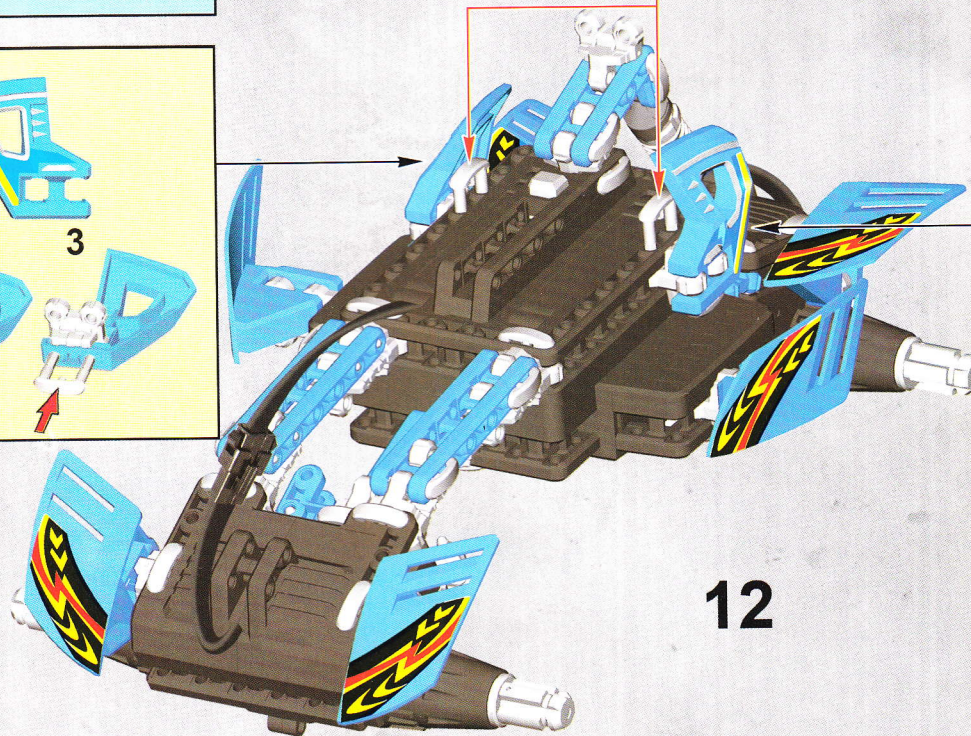
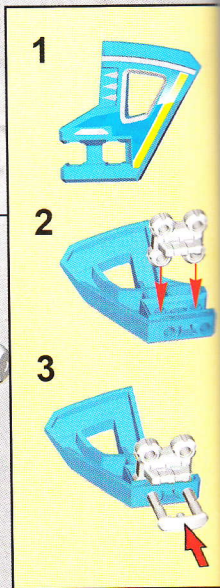
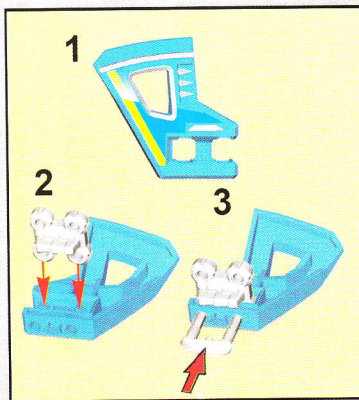


9



10






12

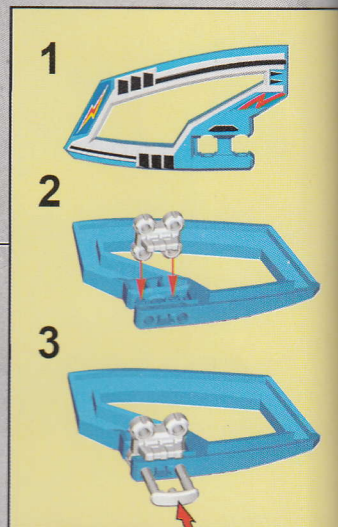
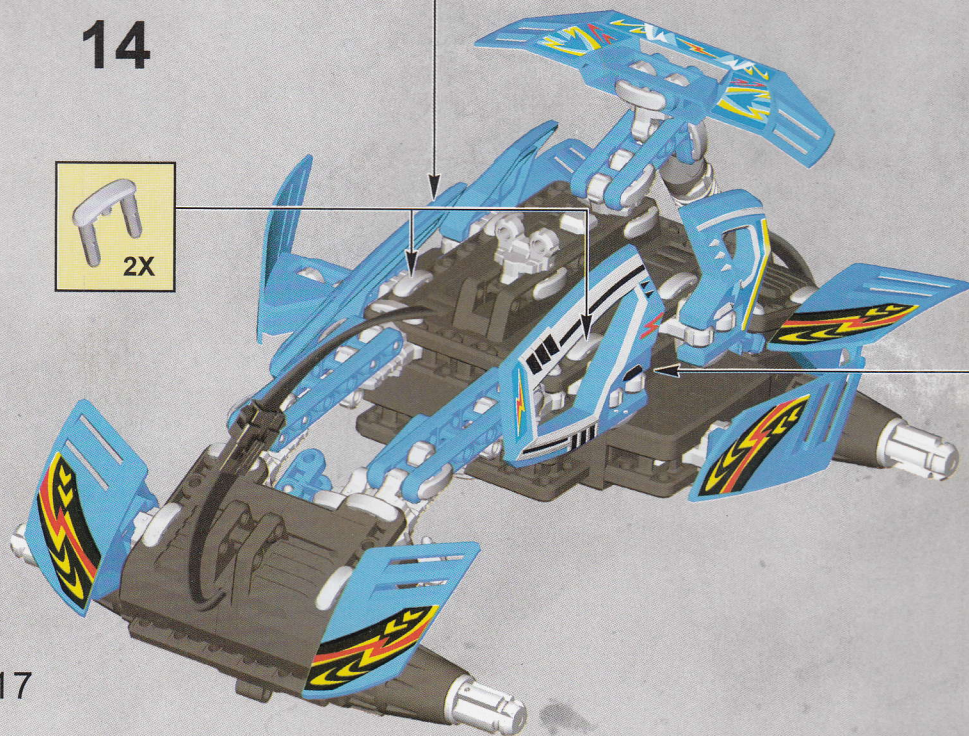
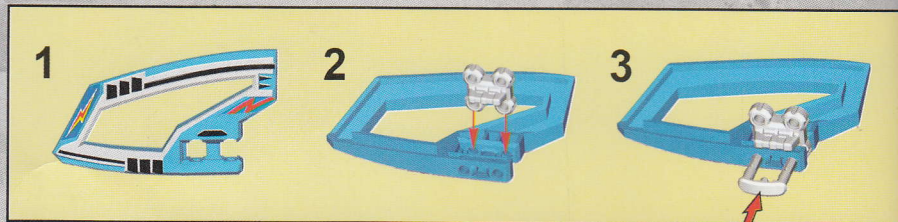



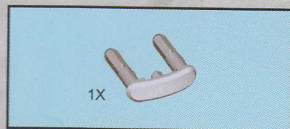
13







14







15





16









TIP - TRONIC
SPEED
SHIFT
SIX SPEED GEAR




HIGH
GEAR





LOW
GEAR







ON/OFF





Channel 1



**Lighting
Channel 2**



Channel 3



SDL[®]

THE TRANSCENDER

R/C

RC STUNT CAR



**BATTERIES & CHARGE
INCLUDED**