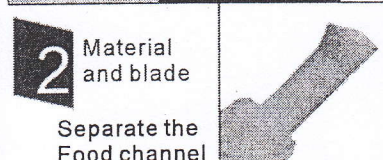



Blade
Separate the food
channel and sharp blade

1




2 Material
and blade

Separate the
Food channel
and sharp blade



Gasket
To prevent food from inside
Overflow

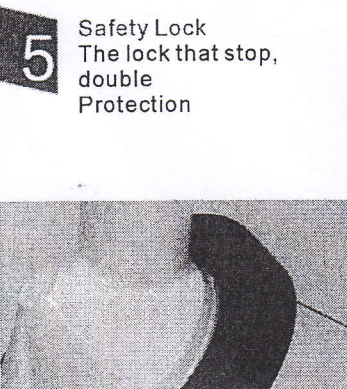


3

Plunger
Push the food from the
tank into the blade cone

4

Churn
Safe and kid's
hands can't be
extended in.




5 Safety Lock
The lock that stop,
double
Protection



Safety Lock

6

Power Switch
To start, open the delicious



Bottom Base

Include motor and cable, provide
install plane for chut assembly

Plug
Professional, safer
High-temperature silicone cable, technical and durable

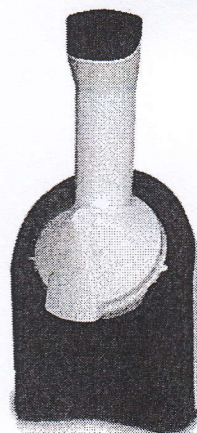


High Risk



7

Product Specification



Product Specification

Product Name Fruit Ice-cream Maker
Model Name ANF-AP-001
Voltage 220V~230V
Power 200W
Product Size 385*235*188mm(H*W*D)
Product Weight 1.55kg
Product G.W. 2.55kg
Notes Not remove during work, and
don't put the body in water


Notes:

1. If the power code damage, must change it by manufacture, other repair department or similar special persons to avoid the danger.
2. The product belongs to high risk product, we suggest customer can require special serviceman or return to factory for repair if there is any function problem.


Product Specification




1. Turn the groove,
the groove is removed
from the base



2. Separating knife cover
and
gasket cap (Clockwise
Rotation)



3. Carefully move the blade
Cone (Attention: the blade
is very sharp)



4. To remove the
washer

Stabilize bucket, clockwise rotation groove

Disassembling