



## Active 3D Glasses

# User Manual



### 3D Glasses

Bring you to experience the best 3D world.

When you use a new pair of glasses, please charge it first. The LED indicator light will appear red when charging. It will extinguish when the glasses have been charged completely.

## II. Warning

1. The glasses contain rechargeable lithium battery. Please do not damage or destroy the battery, and do not place the glasses in a location exposed to direct sunlight, heat, fire or water, which may cause fire or injury.
2. Do not disassemble the glasses. If doing that, 3D glasses might be damaged which will result in electric shock or injury.
3. Do not let your child remove the components of 3D glasses and swallow it, if this happens, consult a doctor immediately.
4. Do not drop down, heavily press or tread glasses. If doing this, it might break lenses or cause injury.
5. Please store the glasses in a cool and dry place, otherwise, it may cause fire.

## Equipment List:

Following items are contained in the package.

- \* 1 3D Glasses
- \* 1 Storage Pouch
- \* 1 Clean Cloth
- \* 1 USB Cable
- \* 1 QC Pass Certificate
- \* 1 User Manual

## Manual

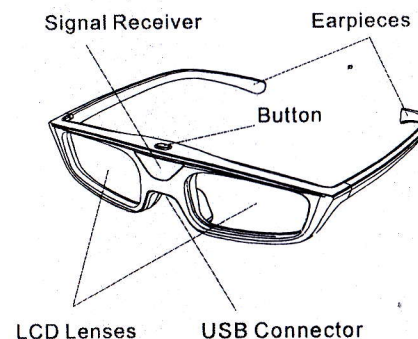
I. How to use the glasses	1
II. Warning	3
III. Caution	4
IV. FAQ	5
V. Specification	5
VI. System	13

## III. Caution

1. If you have experience in photosensitization symptom, heart problem or other outstanding symptom, please don't use this glasses. Because it may aggravate the illness when use glasses.
2. If feel tired, uncomfortable when use glasses, please stop using it at once. Because it may result in visual fatigue or other maladjustment after long time wearing. We suggest you take a rest after using glasses more than 2 hours.
3. Children should use glasses with adults beside. Because we can't judge the feeling of children easily, we are not able to prohibit them feeling sick.
4. For better 3D effect, we suggest you turn off the light of room when watching 3D content. Because Fluorescent light and something like that may interfere with infrared communication between 3D glasses and the infrared emitter, which will result in lens flicking.
5. If you have myopia, hyperopia, astigmatism or different eyesight problems on both eyes, please use 3D glasses after correcting vision.
6. If electric shock or any other glasses problem happen, please stop using glasses immediately.
7. The glasses is only used for viewing 3D video, please do not use it for other usages.

## I. How to use the glasses

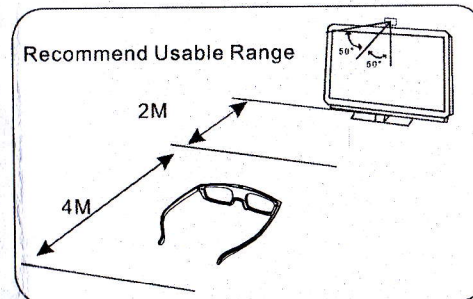
### Main Features



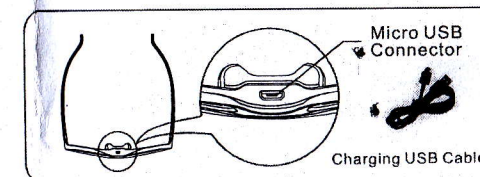
### Operation Guide

1. Press the button to start. Press the button again; the glasses are turned off.

## Recommend View Distance



## Charging Mode



## IV. FAQ

QUESTION	Try this
Glasses do not work	<ul style="list-style-type: none"><li>&gt; Make sure that active shutter 3D glasses are at the ahead of 3D display.</li><li>&gt; Make sure that 3D PC transmitter connected with your computer.</li><li>&gt; Please check the 3D NVIDIA graphics functions.</li><li>&gt; Screen anomaly, to press to open the key to reset.</li><li>&gt; Touch on button again when viewing abnormally</li></ul>
The LED blinks continually	The battery are out of power, please charge the glasses.

## V. Specification

Weight	31g
Communication	VR
Frequency	96Hz, 100Hz, 120Hz, 144Hz
Power Supply	3.7 V 50mAh rechargeable lithium battery
Working Current	1.5mA
Static Current Mean	10uA
Battery Working Time	30 hours
Charging Time	1 hours
Ratio	1000:1
Transmittance	40±2%
Working Temp	-5℃ ~ 40℃
Storage Temp	-10℃ ~ 70℃