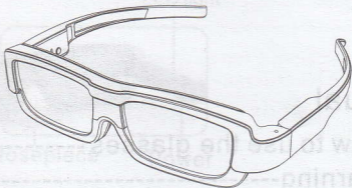




## **Active 3D Glasses**

# User Manual



**CE FC**

MADE IN CHINA

**Series**

**3D Glasses**

***Bring you to experience the best 3D world.***

## Equipment List:

Following items are contained in the package.

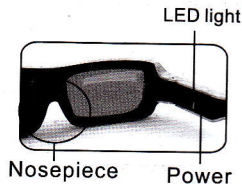
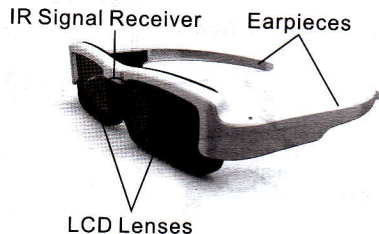
- \* 1 3D Glasses
- \* 1 Storage Pouch
- \* 1 Clean Cloth
- \* 1 USB Cable
- \* 1 QC Pass Certificate
- \* 1 User Manual

## Manual

I . How to use the glasses -----	1
II . Warning-----	3
III. Caution-----	4
IV. FAQ-----	5
V . Specification-----	5
VI. Support -----	13

## I 、 How to use the glasses

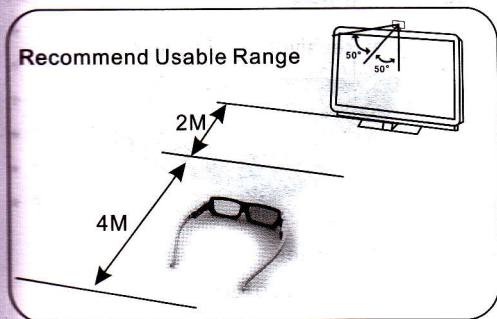
### Main Features




### Operation Guide

1. Press the button to start .If you can't watch 3D image , press the button again .
2. If the Glasses is out of the signal beyonds 5 minutes, it would automatically stay in ready mode .
3. Long press the button until the LED light fresh, the glasses is turned off .

## Recommend View Distance



## Charging Mode



When you use a new pair of glasses, please charge it first. The LED indicator light will appear red when charging, it will extinguish when the glasses has been charged completely.

## II、Warning

1. The glasses contain rechargeable lithium battery. Please do not damage or destroy the battery, and do not place the glasses in a location exposed to direct sunlight, heat, fire or water, which may cause fire or injury.
2. Do not disassemble the glasses. If doing that, 3D glasses might be damaged which will result in electric shock or injury.
3. Do not let your child remove the components of 3D glasses and swallow it, if this happen, consult a doctor immediately.
4. Do not drop down, heavily press or tread glasses. If doing this, it might break lenses or cause injury.
5. Please store the glasses in a cool and dry place, otherwise, it may cause fire.

### III、Caution

1. If you have experience in **photosensitization symptom**, heart problem or other outstanding **symptom**, please don't use this glasses. Because it may aggravate the illness when use glasses.

2. If feel tired, uncomfortable when use glasses, please stop using it at once. Because it may result in **visual fatigue** or other **maladjustment** after long time wearing. We suggest you take a rest after using glasses more than 2 hours.

3. Children should use glasses with adults beside. Because we can't judge the feeling of children easily, we are not able to prohibit them feeling sick.

4. For better 3D effect, we suggest you turn off the light of room when watching 3D content. Because **Fluorescent light** and something like that may interfere with **infrared communication** between 3D glasses and the **infrared emitter**, which will result in lens flicking.

5. If you have **myopia**, **hyperopia**, **astigmatism** or different eyesight problems on both eyes, please use 3D glasses after correcting vision.

6. If electric shock or any other glasses problem happen, please stop using glasses immediately.

7. The glasses is only used for viewing 3D video, please do not use it for other usages.

### IV、FAQ

QUESTION	Try this
Glasses do not work	>While watching 3D pictures, please make sure to stay within the best viewing angle and optimum viewing distance, besides, there' s no cover on the 3D signal receiving window of TV. >Mark sure that the distance between the TV and your 3Dglasses is less than 6m in a straight line. >Check the 3D TV mode settings.
The LED blinks continually	The battery are out of power, please charge the glasses.

### V、Specification

Weight	37g
Communication	IR
Frequency	100Hz/120Hz
Power Supply	3.7 V 60mAh rechargeable lithium battery
Working Current	1.34mA
Static Current Mean	7uA
Battery Working Time	40 hours
Charging Time	2 hours
Ratio	1000:1
Transmittance	40±2%
Working Temp	-5℃~40℃
Storage Temp	-10℃~70℃