

# HOW TO USE



## Bluetooth Connection

Under the status of fully charged Bluetooth headset  
Long pressing the multifunction button for 3 seconds to power on, and hold 3 seconds more to enter the Bluetooth pairing mode.  
Activate your mobile phone Bluetooth and search "ALD50" and connect.

## To answer an incoming call

Under the status of Bluetooth headset connected with mobile phone.

1. Pressing the multifunction button.
2. Fetching the Bluetooth headset out of car charger to wear on your ear.

## To hang up an ongoing phone call

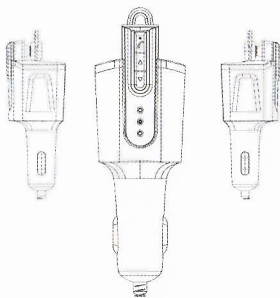
1. Pressing the multifunction button.
2. Putting back the Bluetooth headset in car charger.

## Buttons

Pressing the "+" "-" button for last/next track function, long pressing the "+" "-" button to adjust volume.

## To enter Bluetooth headset charging status

Bluetooth headset charging status will be Auto on when Bluetooth headset power below 3.7V.



## SAFETY PRECAUTIONS

Please read, follow and keep these instructions.

Keep the device out of extreme heat and humidity.

Power time may differ depending on personal habits.

Heed all warnings on the product and in the operation instructions.

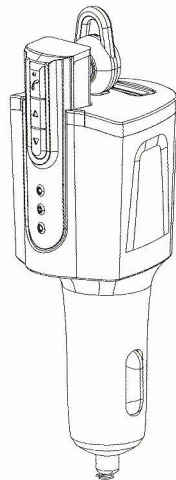
Do not listen to high volume levels for long periods to protect hearing.

Do not use the device near water, such as sinks, bathtubs, swimming pools etc.

Stop using this product immediately if it causes discomfort or pain. When using this product, it is recommended that you limit volume to help avoid harm to your ears and danger resulting from being unable to hear what is going on around you.

## WARNINGS!

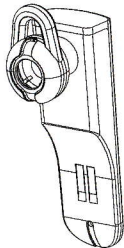
Using a headphone while driving can distract you and increase an accident.  
Prolonged exposure to high sound volume can lead to hearing damage.



**IN-EAR**  
**WIRELESS HEADSET**  
**WITH**  
**CAR CHARGER POWERED**

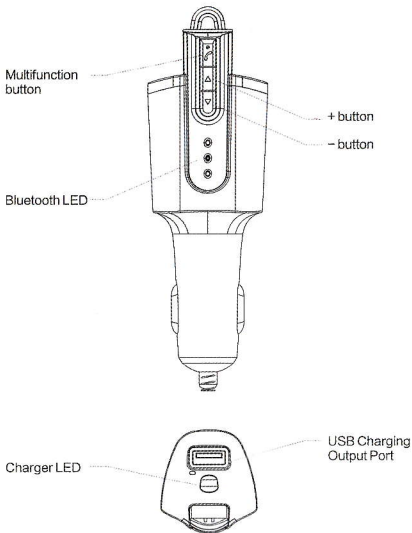
# IN-EAR WIRELESS HEADSET WITH CAR CHARGER POWERED

## BRAND NEW DESIGN FOR COMBINATION OF CAR CHARGER & BLUETOOTH HEADSET



### Product Introduction

This product is the brand new product for perfect combination of Car charger and Wireless Bluetooth headset. The product overall appearance with great simplicity and elegance. Bluetooth headset adopts the slideway-style embed in car charger with the portable charging. Wireless headsets use new Bluetooth V4.0 Technology, compatible with various mobile digital products, provide HD speech quality. Car charger not only powered the Bluetooth headset, but also suitable for charging various digital products in car. 2 in 1 set with stronger functionality and practicality, this is an idea essential digital products for you.



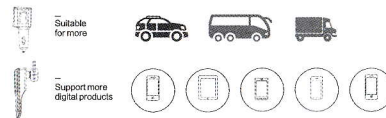
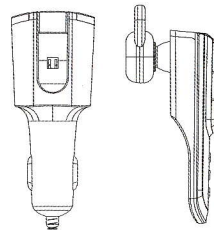
## PRODUCT STRUCTURE DESCRIPTION



## PRODUCT SPECIFICATIONS

### BRAND NEW CAR CHARGER DESIGN

Wider applicability  
Faster and more stable charging



**Wireless Technology**  
Supports Bluetooth for wireless connectivity.

Bluetooth headset Bluetooth Chip/ Version/ Solution: CSR/ V4.0+EDR/ BC8.  
Can connect with 2 Bluetooth devices simultaneously, universal for various Bluetooth enabled devices.

Car charger input: 12~24V, universal for cars and trucks;  
Output: 5V/2.1A, faster and more stable charging.

**Music:** Yes  
Bluetooth headset can stream music from a the connected Bluetooth devices, such as a smart-phone, Bluetooth-enabled laptop, tablet or MP3 player.  
Bluetooth headset build-in Li-polymer battery: 50mAh; Talking time: ≥4h