

smart watch phone quick start guide

smart watches are built-in android 4.4 , call, text messages, audio and video, pictures, Internet radio, weather, tape recorder, step, health management, WIFI, GPS, bluetooth, with a variety of functions such as E-mail, interface aesthetics, simple operation smoothly. It also built-in QQ, wechat , Baidu Map, which can respond the public application, provide a variety of interpersonal communication and convenient life.

Introduction of product appearance

Front view




Back view



The main menu

In the clock interface, enter the main menu to slide



Make a phone call



Open back cover, remove the battery, insert SIM card



Charging and data transmission
USB transfer box



Function key


Long press the power button to do, the pop-up shortcut menu system, short press the return clock interface
Return to the last screen

Slide down the screen, return to previous page menu or the end of the program
The first boot, the default boot run the wizard


WATCH

Default is the clock desktop, there are 15 beautiful clock

Gallery

Click the icon  , View the photo album and photo.

The camera


Click the icon  , Can take photos and video. Click on the lower right corner of the small preview box can be directly to check the photos and video, delete the photo method: long press to delete photos, shown below thumbnails, hold the slide on the picture can be deleted.



Click the icon  , to use dial-up or call records to dial the phone keyboard. According to the 7 *, long press #9.
The weather

Click the icon  , Display the current location of the latest weather information

Barometric altitude meter

Click the icon  , Show your current location of atmospheric pressure and high altitude

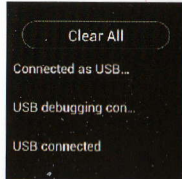
Internet radio

Click the icon  , Internet radio


panel and select. Long press the screen, click on the selected surface



Right into the notification window, check the SMS, calls, state of the APP Scroll left



Music player



Movement



The weather



Desktop add delete window

Long press the screen (with the exception of the clock interface), or remove Windows interface into the system



Open the status bar

The clock on the main screen, press and hold the screen from the top of the screen edge slide down, you can see the status bar, SIM state signal, battery capacity, working software



Pull down the status bar

The clock on the main screen, press and hold the screen from the top of the screen edgesliding down, quick access to the control bar, can directly adjust the volume, screen brightness, silent mode

Bluetooth support

Open the application screen. Click the



icon. This software is an auxiliary application software based on bluetooth. Mobile client need to install an app. Download address <http://www.app2open.com/download>. Also can through the qr code to download.



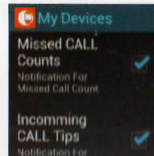
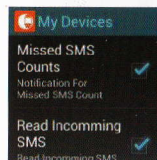
Open the app by Bluetooth watch bound search. The watch is shown below the interface end.



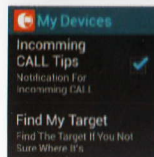
Bluetooth distance sensor, providing search nearby bluetooth lost the function of the product:

SMS alerts, phone calls reminding, push QQ,

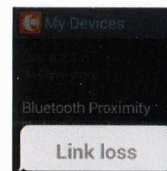
micro letter



Also provides bidirectional positioning mobile phone and Bluetooth to remind function, click on the "lock", can let the other side to send out sound and light screens.



Lost to remind function, beyond the bluetooth connection effective distance, watch to remind.



set

Open the application screen. Click the



icon. Provide the font Settings, network configuration, sound Settings, display Settings, battery performance, privacy Settings, language and input method, reset the watch, equipment information, etc.