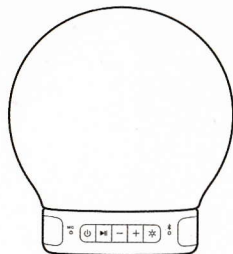


ENGLISH

Thank you for choosing our product.
Please read this manual and safety instruction before usage.
Please keep the manual for future reference.



H0016

- A perfect combination of mood light and Bluetooth speaker.
- Playing music from Bluetooth enabled devices, like smart phones, tablet and computer. Slightly tapping the lamp to adjust brightness or turn it on/off.
- Connect to APP to adjust brightness and play music.
- Play music from TF card.
- Build-in Lithium-ion battery.

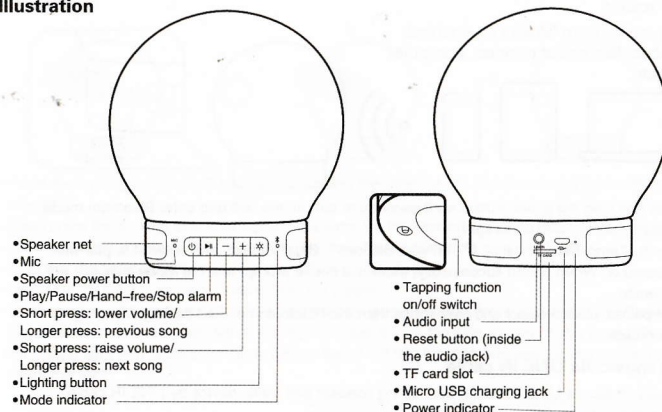
Specifications

- Name: Smart Lamp Speaker
- Input voltage: DC5V 1000mA
- Frequency range: 70HZ - 18KHZ
- SNR: >60dB
- Speaker size: 3" *1
- Product size: $\phi 121 \times 131\text{mm}$
- Weight: 380g
- Battery information: When fully charged, it can work for up to 8 hours of music; up to 3.5 hours of music and light simultaneously (music at 70% volume and light at maximum intensity) Work for up to 4.5 hours when using bright lighting and up to 12 hours when using dim lighting.
- Item No. H0016
- Power: 3W
- Distortion: <0.5%
- Battery: 3.7V/1750MAH
- Bluetooth version: 4.0
- Material: Silicone/ABS
- Charging Time: 2.5-4 hours

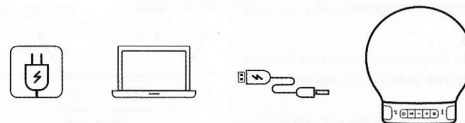
Components and Accessories

- Lamp speaker x1
- USB cable x1
- Reset accessory x1

Illustration



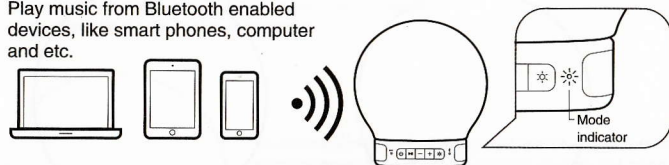
Charging



- Please make sure that the smart lamp speaker is fully charged before first use.
- Connect the USB wire with the product and power supply for charging (choice of power from USB or connect with AC adapter to power from AC supply).
- The indicator will show red light when charging; it will show green light after fully charged

Play music

Play music from Bluetooth enabled devices, like smart phones, computer and etc.



- Press and hold the power button for 3 seconds to turn on the unit and enter Bluetooth mode, indicator flashing with white light.
- Search “emoi lamp speaker 1” on your devices’ Bluetooth list, and select it to pair with the speaker. When paired successfully, there is a sound prompt and the mode indicator will stay white.
- After paired, please select and play songs from the Bluetooth enabled device, any songs of your choice .

Play music via LINE IN cable

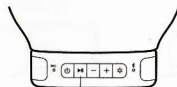
- To play music via LINE IN cable, connecting speaker and audio device by LINE IN cable, music in the audio device will be played..

Play music from TF card

- When TF card is inserted, the speaker will play songs from the card.

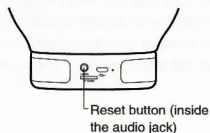
Hands free calling

- Short press the hands free button to answer the call.
- Long press the hands free button to reject the call, a beep will prompt.
- If your want to end the talk during the call, short press the hands free button, a beep will prompt



Reset

- If crash or other abnormal occurs, please restart the product. When the machine is on, put the pin into the audio jack behind which the reset button is, so you can reset the product to factory settings.




Lighting



- Press the lighting button for 2 seconds or tapping the lamp for the first time to get light with normal intensity.
- Short press the lighting button or tapping the lamp for the second time to decrease the light intensity.
- Short press the lighting button or tapping the lamp for the third time to turn off light.
- Note that the tapping time interval is more than 0.5 seconds.
- On/off switch for this tapping function is at the bottom.
- The sensitivity of tapping function is determined by tapping speed, force and direction. Please tap the silicone cover downward with a 45 degree or tap it from the side slightly. If you have difficulty in controlling light with tapping function, please switch off this function and use lighting button to turn on/off the light.

APP

- Download and install the app from emoi official website (<http://www.emoi.com/support/>) in order to enjoy a better user experience. Apple smart phone user can download from iTunes store.



Safety Information

WARNING! ELECTRIC SHOCK HAZARD: TO REDUCE THE RISK OF FIRE OR ELECTRIC SHOCK, DO NOT EXPOSE THIS PRODUCT TO WATER.

Please read and follow these instructions, beware all warnings, and keep this document for future reference.

- Set up your product in accordance with product manual, and place your product in a stable location so it will not fall and cause product damage or bodily harm.
- Do not use your product near water, including dripping or splashing sources (e.g. indoor fountain), or near object filled with liquids, such as flower vase or fish tanks.
- Do not use your product near heat sources (e.g. radiators, heat registers, stoves, open flame, such as lighted candles, or other heat-producing devices, such as audio amplifiers or TVs).
- Do not block ventilation openings or push objects into product vents, ports or slots. Doing so may create an electric shock or fire hazard. Maintain a minimum distance of at least 15cm (6 inches) around your product for sufficient ventilation. Covering ventilation openings with such items as newspaper, tablecloths or curtain may impede ventilation and cause a fire.
- Refer all servicing and repair to qualified service personnel. Servicing is required when your product does not operate normally, the power cord/plug has been damaged, the product has been exposed to water, rain, liquid or moisture, the product has been dropped, or an object has been inserted into a product port or vent.
- Please use the product in specified voltage, or it may cause electric shock, damage or fire.
- Please do not disassemble and make any modifications to the product, this may lead to electric shock, fire or electric leakage.
- Please do not disassemble the silicone cover and do not put strong force on it, which may cause damage to it.
- The sensitivity of tapping function is determined by tapping speed, force and direction. Please tap the silicone cover downward in a 45 degree. The tapping time interval is about 0.5 second.
- If you have difficulty in controlling light with tapping function, please switch off this function and use lighting button to turn on/off the light.
- Turn off the tapping function switch which is at the bottom of the product before moving it.
- Use the product in an environment within the temperature of -10°C ~ 40°C.
- Do not use the product in your car.
- Place the product in a proper place to avoid injury to children.
- This is not toy, children under 8 years old should use the product with parents' accompany.

Cleaning:

- Do not clean when the product is charging, clean with soft and dry cloth.
- Do not use solvents, chemicals or sprays.
- Do not allow liquids to spill or objects to drop into any openings.

Power, Supply Warning:

- Caution electric shock/fire hazard! For indoor use only. Do not expose to moisture, liquid or heat.

Battery information and disposal guidelines at product end of life.

- If the product use a non-serviceable, rechargeable battery, which should last the duration of a product's warranty period under normal use. Please do not attempt to change the battery yourself. If the battery has died, you should follow the disposal instructions in the documentation that accompanies your product. Also consult local laws and regulations for the proper disposal of batteries and electronic devices in your region. If there are no local regulations concerning electronic waste disposal, place your product (and its battery) in a waste bin for electronic devices.

Caution:

- There is a risk of explosion, fire or chemical burns if battery is replaced by an incorrect type, mutilated, or exposed to conducting materials, liquid, fire or heat (54°C or 130°F). Do not use or recharge a damaged rechargeable battery. Do not use or charge a battery if it appears to be leaking, discolored, deformed or in any way abnormal. Do not leave a battery discharged or unused for extended periods of time. Do not mix battery types. When a battery is misused, it may explode or leak, causing burns and personal injury. If a battery leaks, use normal precaution and discard it immediately following the local laws and regulations in your area. Keep all batteries out of the reach of children.

3C Caution:

- There will be a risk of explosion if the battery is changed improperly.
- Change the battery with the same type or same capacity.
- Battery or battery unit should not be exposed to sunshine, open fire or store in other over heated places.

FCC Statement

- This equipment has been tested and found to comply with the limits for a Class B digital device, pursuant to part 15 of the FCC Rules. These limits are designed to provide reasonable protection against harmful interference in a residential installation. This equipment generates, uses and can radiate radio frequency energy and, if not installed and used in accordance with the instructions, may cause harmful interference to radio communications. However, there is no guarantee that interference will not occur in a particular installation. If this equipment does cause harmful interference to radio or television reception, which can be determined by turning the equipment off and on, the user is encouraged to try to correct the interference by one or more of the following measures:
- Reorient or relocate the receiving antenna.
- Increase the separation between the equipment and receiver.
- Connect the equipment into an outlet on a circuit different from that to which the receiver is connected.
- Consult the dealer or an experienced radio/TV technician for help.

FCC Radiation Exposure Statement

This equipment complies with FCC RF radiation exposure limits set forth for an uncontrolled environment. This transmitter must not be co-located or operating in conjunction with any other antenna or transmitter. This equipment should be installed and operated with a minimum distance of 20 centimeters between the radiator and your body. This equipment complies with Part 15 of the FCC Rules. Operation is subject to the following two conditions:

- This device may not cause harmful interference, and
- This device must accept any interference received, including interference that may cause undesired operation.
- The manufacturer is not responsible for any radio or TV interference caused by unauthorized modifications to this equipment. Such modifications could void the user authority to operate the equipment.

FCC Caution

- The manufacturer is not responsible for any radio or TV interference caused by unauthorized modifications to this equipment. Such modifications could void the user authority to operate the equipment.

Canada Statement

- This device complies with Industry Canada RSS-210. Operation is subject to the following two conditions: (1) this device may not cause interference, and (2) this device must accept any interference, including interference that may cause undesired operation of the device. The device meets the exemption from the routine evaluation limits in section 2.5 of RSS 102 and compliance with RSS-102 RF exposure, users can obtain Canadian information on RF exposure and compliance.



Information to Consumers in Application of EU WEEE Directive 96/2002

- This product is subject to European Union regulations that promote the re-use and recycling of used electrical and electronic equipment. This product required the extraction and use of natural resources and may contain hazardous substances. The symbol above, on the product or on its packaging, indicates that this product must not be disposed of with your other household waste. Instead, it is your responsibility to dispose of your waste equipment by handing it over to a designated collection point for the recycling of waste electrical and electronic equipment. The separate collection and recycling of your waste equipment at the time of disposal will help to conserve natural resources and ensure that it is recycled in a manner that protects human health and the environment. For more information about where you can drop off your waste equipment for recycling, please contact your local city office, your household waste disposal service, or the store from which you purchased the product.