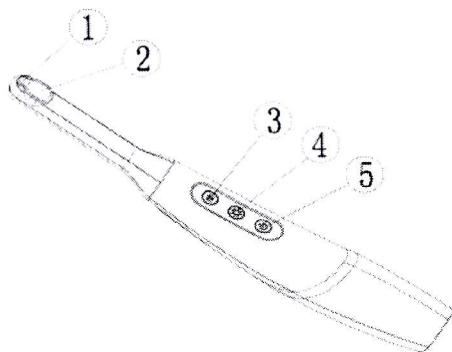


## Product Structure Diagram



- |                         |           |                 |
|-------------------------|-----------|-----------------|
| 1. Toothpick socket     | 2. Camera | 3. Photo/ Video |
| 4. Brightness Adjusting | 5. On/Off |                 |

## Specifications

Pixel: 1,000,000

Light: 6 LED lights(5600K)

Bright adjustment:5 levels of different brightness

Focus range:10-50mm

Field angel: 105°

Connection: Wifi

Terminal connection: 4 terminals at the same time.

Available distance: ≥30m




Battery: 3.7V 2100mA/h

Battery life: ≥3 hours / rechargeable

## Features

- ◆ It can bidirectionally take photos and videos in real time as well as clearly record each testing result.
- ◆ 720P high-definition image and quick transmission.
- ◆ Support: IOS /Android/ Windows System
- ◆ Wireless connection and transmission
- ◆ Focus on the problem of oral cavity and care for the health of your family.

## Operation

1. Keep pressing  button for 3 seconds, green indicator lights up to start.
2. Turn on wifi mode on your phone or ipad, look for wifi named "yaya" and connect it.(wifi code:12345678). After connection, turn on relative APP, it start working and the green light on Power button keeps flashing.
3.  button is for brightness adjusting of the camera.
4.  button is for taking photo or video. Short press for photo mode, blue light flashes once. Long press for video mode, blue light keeps flashing and it starts to record. Press the button again, the record will be auto-saved.

## Different Indicator Light

Low Battery-red light on / Charging-orange light on/ Charge Complete-orange light off/ Instrument working-green light on/ Wifi Connection-green light keeps flashing/ Photo Mode-blue light flashes once/ Video Mode-blue light keeps flashing

## Warm Tips

On condition that it keeps working for more than 20 minutes, the device will go hot on the surface. It is normal and safe to use.


## Faults and Solutions

1. No image displaying;


Solution: Please check if wifi connection is correct, or the amount of terminal connection is more than 4. If normal, restart the device and connect it again.

2. The display image gets stuck;

Solution: Please check if battery is weak. If so, charge it, otherwise, restart the device and connect it again.



Android



IOS

## Wireless Intraoral Camera

INSTRUCTION MANU