



# MINI300

300Mbps Mini WiFi Repeater

## Quick Setting Guide

<http://www.vonets.com>

TEL:0086-755-26642519/26645879

Shenzhen HouTian Network Communication Technology Co.,Ltd



300Mbps Mini WiFi Repeater

### Declaration

Copyright © 2014 Shenzhen HouTian Network Communication Technology Co.,Ltd

All rights reserved, with retained ownership

Without Shenzhen HouTian Network Communication Technology Co.,Ltd written authorization, any company or personal can't copy, writer or translation part or all contents. Can't do commodity distribution for any commercial or profitable purposes by any ways(electricity, mechanical, photoprint, record or other methods).

VONETS is the registered trademark of Shenzhen HouTian Network Communication Technology Co.Ltd. The other all trademarks or registered trademarks mentioned in this documents are belong to the individual owners. The product specifications and information technology mentioned in this manual are just for reference, if any updates, without other notice. Except for special agreements, this manual is just for user guidance, any statements, information and so on in this manual can't constitute the warranty of any forms.

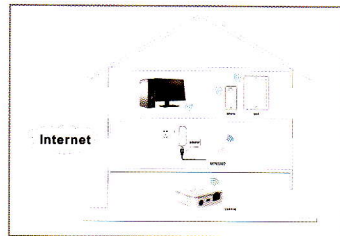


300Mbps Mini WiFi Repeater

### Product Introduction:

MINI300 supports two kinds of functions

1.WiFi Repeater (MINI300) : is a functional device that assists the Internet communication gateway to expand wireless coverage area. It is mainly used for expansion of wireless network signal and area coverage to make sure the smooth running of home wireless network.



2. Intelligent WiFi Bridge mode(MINI300): WiFi intelligent bridge function, wireless to wired, wired to wireless intelligent switching



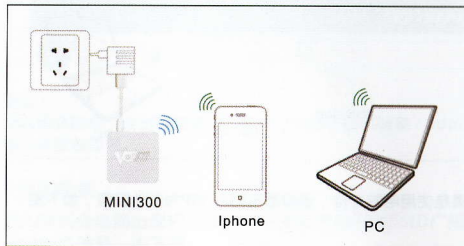
**Remark:**

When you want to restore the factory default setting, please press RESET button on the product for 5 seconds, after blue light blink a few, it will reset automatically (it will take about 30 seconds).

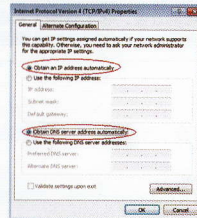
**Chapter 1 Quick Setting Guide of WiFi Repeater mode****1. Configure MINI300**

- Wireless connect MINI300 by laptops, smart mobiles, IPAD and other wireless devices.
- The default WiFi SSID (WiFi name) is: VONETS\_ the last six characters of product MAC address.
- The default WiFi password is 12345678

See the following picture:



If you configure it by computer, please set computer IP address to obtain an IP address automatically, please see the words in the red circle of the following picture:



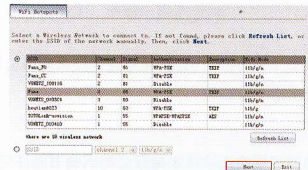
2. Open the IE browser, enter <http://vonets.cfg> virtual domain name setting(VDNS).

**Remark:**


Enter domain name, then Enter, the login page will appear, the default admin and password is admin.

**3. Scan Hotspots**

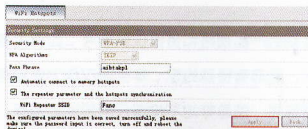
After entering the IE browser, the WiFi hotspots window will appear, can search the WIFI hotspots signal that opened SSID broadcast around, please see the following:



- Choose a correct WiFi signal, then click Next, the following interface will appear:



- Enter the correct password, confirm it is correct one, then click Apply button.



- Click Apply button, the above interface will appear, the configured parameters have been saved successfully, please make sure the password input is correct, turn off and reboot the device.

**Remark:** After configured successfully, the WiFi name and password of the device are not the same as the source hotspot's parameters, users can go to WiFi Repeater menu to change SSID and password.