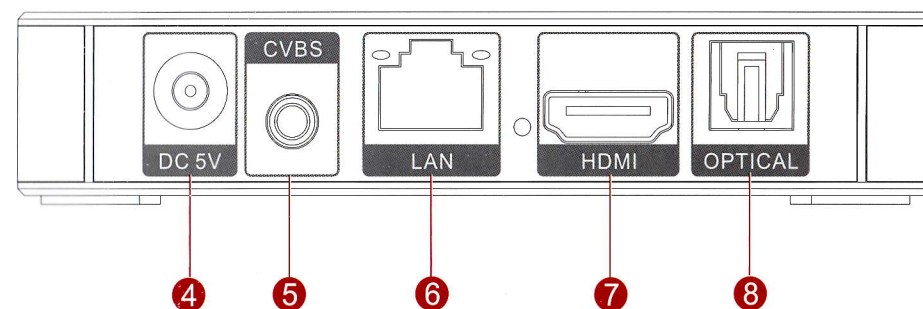
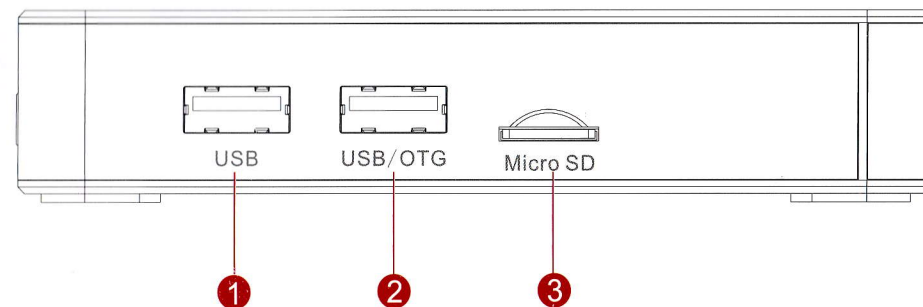


ZIDOO X6

Simple Manual

website: www.zidoo.tv
support: service@zidoo.tv

1/ INTERFACE



1. USB : Connect USB devices, such as U disk .
2. USB / OTG: Connect USB devices, such as U disk .
3. Micro SD: Micro SD slot-increase the storage size or read files directly from a Micro SD.
4. DC/5V: To connect AC adapter.
5. CVBS: To connect TV set with AV cable.
6. RJ45 LAN: To connect home network devices (routers/switches,etc.).
7. HDMI: To connect the high-definition TV set with HDMI cable.
8. Optical: For audio transmission.

Note:Above interfaces are only for reference ,please make the final goods as the standard.

2/PREPARE

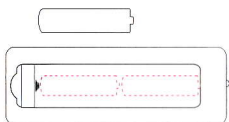
Step 1

Use the HDMI cable to connect X6 TV BOX with your TV set or projection device.
If it is an old TV, please use AV cable to connect X6 TV BOX with your TV set.



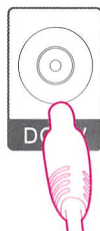
Step 2

Remote Controller: please put the batteries inside the RC. If you will not use the RC for a long time, please take out the batteries.



Step 3

Connect the power



Step 4

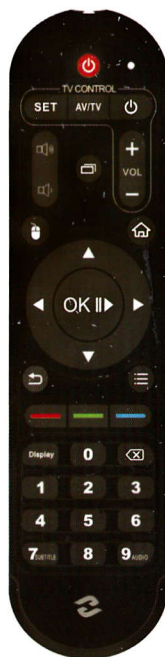
Turn on the TV, turn on X6 TV BOX



3/REMOTE CONTROL

Operational guidelines for learning function:

1. Pressing [SET] for around 3s, unloosing after the light on.
2. Keeping a face-to-face state with the emission mouth of two remote controls, distance from 1~3cm.
3. Single-click the learning button of this remote control, the light will flash slowly; press the learning button that you need to learn with the TV RC about 2s and unloose, the light will flash 3 times quickly then turn on long time, it means finished learning.
4. Repeat step 3, when you need to learn other keys; after finishing learning; press [SET] to exit the learning state.



4/FAULT DIAGNOSIS

Item	malfunction	may because of...	how to do...
1	TV display nothing after turn on the box.	Power of the TV didn't on	Turn on the power of TV
2	Lan cable connected, but box didn't display after having turned on.	HDMI cable is not connected with TV	Check the HDMI cable connection, setup HDMI output in TV
3	No sound output when playing videos	setup volume at 0	volume+
4	Remote control doesn't work	Battery problems	Check the batteries
		There is obstacle between RC and TV box	clear the obstacle
		The angle is too large between RC and TV box	keep the angle $\leq 160^\circ$