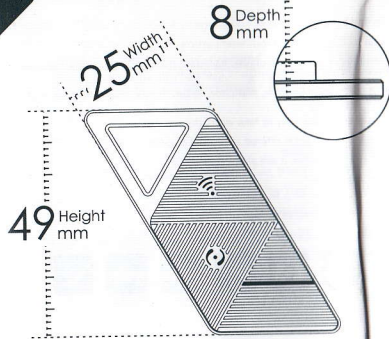




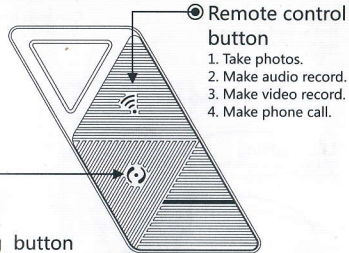
KEEP USER GUIDE

For more information, please login
www.foxkn.com

1 Dimensions



2 Button description



Remote control button

1. Take photos.
2. Make audio record.
3. Make video record.
4. Make phone call.

Pairing button

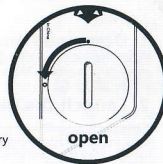
1. Press it to pair with smart phones.
2. Press it once to find paired smartphone.

Note: You can set the functions of this button in KEEP APP.

3 How to replace battery

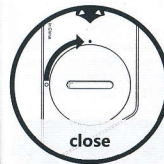
1. Open battery case

Use the professional cover opener tool into the groove of the battery cover and counterclockwise rotation of 90° to open the battery. (as picture shows).



2. Install battery

Choose the CR1632 LI-MN button battery with the positive(+) upward.



3. Close battery case

Use the professional cover opener tool into the groove of the battery cover and clockwise rotation of 90° to close the battery. (as picture shows).

Note: Please use the special configuration of cover opener tool to open the battery case, the battery case would be damaged by other tools.

Quick Start Guide

1. Download and install APP

Please visit www.foxkn.com/keep-app to download Keep app, and install it according to the guides.

2. Launch the pairing

Open the Bluetooth function, enter the keep key homepage. Click the keep key matching key (•), and you will see an icon like ❶. Click the icon, when you heard one "beep", it is paired successfully, the icon is displayed as: ❶

3. How to disconnnet

After successful pairing, click the icon to enter the main page and set the functions as you like. If you want your phone disconnect with the keep key. You can return the home page and long press the keep key icon to disconnect with your phone, shows as: ❶

Note: If your iOS is jail-broken, you may not be able to use this Keep.

4. An introduction for the Main Page

Back Home

View the anti-lost records and maps of keep key.

Custom Image

You can take pictures or select the photo albums as your icon.

Touch & Search

Touch the icon, Keep will alarm, so that you can find where it is.

LED Lighting

Click the icon to open the phone LED lighting.

Battery status

Showing current power status.

Functions

Click this button to quickly switch this feature.

Function setting

Editing function parameters.

5. Menu

- To find Keep by phone, or find phone by Keep.
- Anti-lost: application for different articles.
- Remote control mobile phone via Bluetooth, to take photos, make video record, make audio record, and make phone call.
- Put this Keep in your car, and open GPS in mobile phone; it can record the location of your car.
- It is of small size, easy to take with other articles.
- Cover opener tool is offered to replace battery.
- When a call comes, it will alarm to prompt.
- It is waterproof.



Important , Please Read

Before using this Keep, please read the manual and all tips carefully. Incorrect use may damage the product, and would cause harm to you. We will not be responsible for any injury caused by incorrect use.

- Please do not put this Keep in high temperature environment, or under the sun for long time.
- Please do not put the Keep to fire or other over-temperature environment.
- Please do not take apart this Keep, or try to alter it in any way.
- Water proof of this Keep subjects to daily-life water proof. It is not to be put in humid environment or liquid for long time, it should be kept dry.
- All products before shipment have been examined and checked with strict standards.
- High quality CR1632 lithium button battery is recommended, otherwise the life time will be much shorter.
- If this Keep is not used for long time, please take out the battery.

This Keep only works with smart phones with Bluetooth V4.0, supported by iOS or Android system.