



## Quick guide


The contents of this manual may differ in certain respects from the description of your phone depending on its software version and your telephone operator.

English

## How to use the phone keys

In any screen, Tap "", to return to previous screen or exit the application.

Tap "", to return to the main menu.

Tap "", to display the settings/option list.

Tap the "on/off" button, to turn on or off the screen and block the screen.

Long press "on/off" to shut down or to restart your mobile.

Press and hold the "on/off" button and then press the volume down key to take a screen capture.


## Language

Tap the settings icon. Scroll down and tap the "Language and input", then choose language in the field "language".

## Calls

Press the "contact" icon, email, message or any number on the phone to make a phone call. Or make a phone call by inputting the number on the dial keyboard on the "dial" application.

## Message

Tap the "Messaging" icon to send messages to your contacts. Input a name or a number on the receiver field or choose someone from your contact list, then press the send button after writing your message. Press the " " button if you want to attach a picture, a video, a file, etc...


## Writing and copying a text

Mobile phone will make recommendation while you write. If you want to copy or cut a text, long press the text for a few seconds and use the selecting arrows to select, or the "select all" options and copy or paste your text.


## Camera

Tap the "camera" icon to open the camera. Mobile phone supports a variety of picture modes, HDR panoramic, automatic smile mode, etc... Voice control allows to take group or family pictures without having to touch the phone.

## Gallery

Tap the "gallery" icon to open the gallery to browse your photos, tap in one photo to open it. Tap " " to enter the edition mode. You can add color filter effects, rotate, add frames etc...

## Video camera

Tap the "Camera" icon to open the camera and switch to video mode. Tap " " to record videos.

## Mail

Tap the "Email" icon. After setting your email account, you can send and receive emails in your phone anywhere you are.


## Music

Tap the "Music" icon, and listen to your music. Playlist can be categorized by artists, albums and others.

## FM Radio

Connect the earphones to the audio jack, tap the "Radio" icon and select frequency.

## Theme

Tap " " and in the main screen, select "Wallpaper", select a picture and then tap "Set as wallpaper".