




Elephone product quick guide



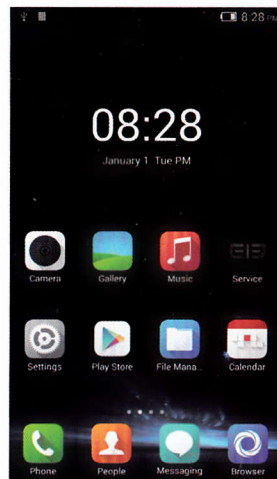
The phone's UI is only for reference, it's subject to the certain device

Unlock screen and Lock screen



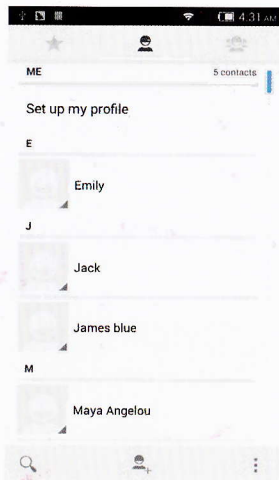
You can right drag the unlock ring or left drag the unlock ring to the function icon to unlock screen and enter the corresponding function module. You can press the “power” button in any interface to lock screen and enter standby mode.

Enter Desktop



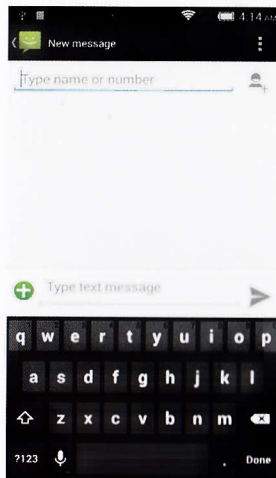
Unlock screen to enter desktop, you can click the icon to open corresponding program, and you can long press the icon then drag it to sort. If you want to delete icon, long press the icon till “X delete” appear on screen, and then drag the icon here, release the icon while it turns red. It will delete the program shortcut but not program itself.

Manage Contacts



First time, please select the way of importing contacts, because there is a variety of ways to add contacts. You can import SIM card, SD Card contacts, or set synchronization account, and you can also create a new contact directly.

Send message



While writing SMS, you can add one or more recipients. SMS content support text, picture, facial expressions, contact information, audio and video etc. For important SMS content, you can long press to select locking or forwarding.

Make a phone call



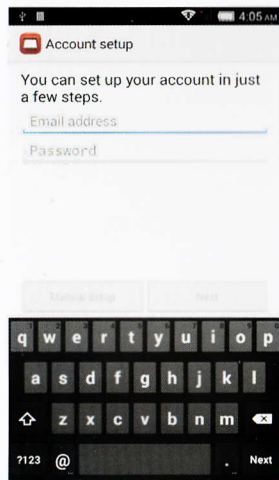
You can use T9 keypad to make a phone call, and to search contacts. It supports searching the first letter of contact's name, part of alphabet, spelling and telephone number. Searching result will be prioritized by matches and contact frequency. Missed calls will be shown in red.

Take photo or video



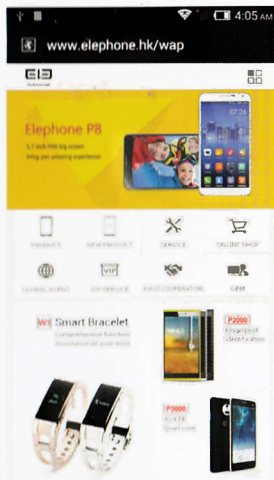
Start camera program to take photo or video, it supports professional shooting modes, such as auto-focus, continuous, timing and special effects etc. Video shooting can be switched from camera to video mode in menu.

Send email



Set up your email account, you can send and receive emails. Once new email arrives, you will get a reminder at the first time.

Surf the internet



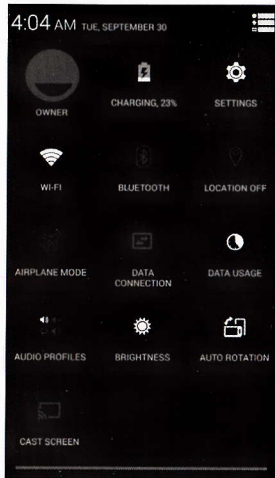
The browser supports double-click or kneading to zoom on web pages and quick visiting frequently used web sites by site navigation. It also supports multi-tabs, and you can just click tag to switch pages, and supports intelligent full-screen and viewing area of best fit.

View pictures



To enter gallery program, you can double-click or kneading to zoom on single picture, and you can slide from left to right to view next picture. By clicking one picture, you can display or hide menu, select SMS, Bluetooth, email, blog such software to share the picture. More operations can be realized by clicking menu.

Notification panel



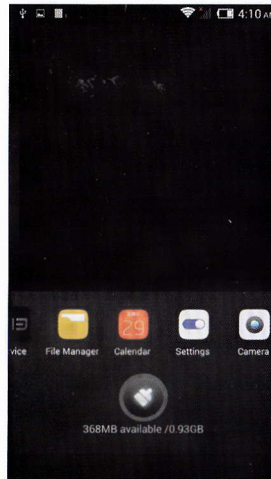
You can pull down from status bar to notification panel interface. It will make you easy to open WIFI, Bluetooth, GPS, data connection settings, and easy to view new notice about SMS, calendar and event notifications. When there are many notifications, you only need to pull down the interface to view all notifications.

Listen to the music



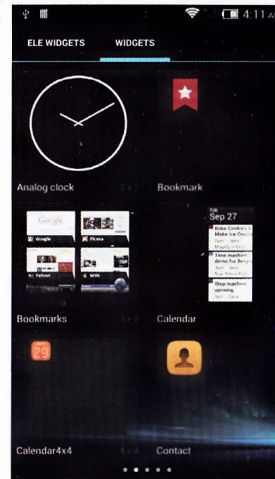
Music program supports local music playing, and you can play music in different mode sorted by song name, singer, album and playlist.

Switch multiple tasks



Our smart phone can operate multiple tasks, and you only need to long press "home screen" to switch in multiple tasks to select your needed program, and you can slide from left to right to close the program.

Add Desktop widgets



You can select a widget in widget interface, then long press and drag the widget to blank space to add desktop widget.