


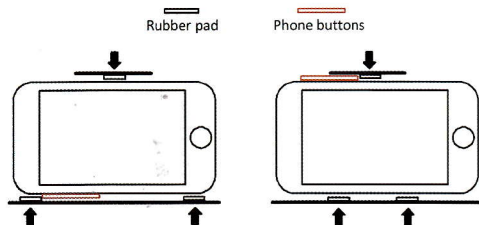
## Other note matters

Mobile phone's size should not exceed  
163mm × 83mm

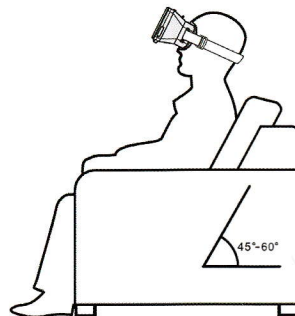


There are 3 pcs of rubber pad,  x 3 pcs

Please stick the rubber pads onto the phone holder  
according to the position of the phone buttons,  
Please refer to figures below.



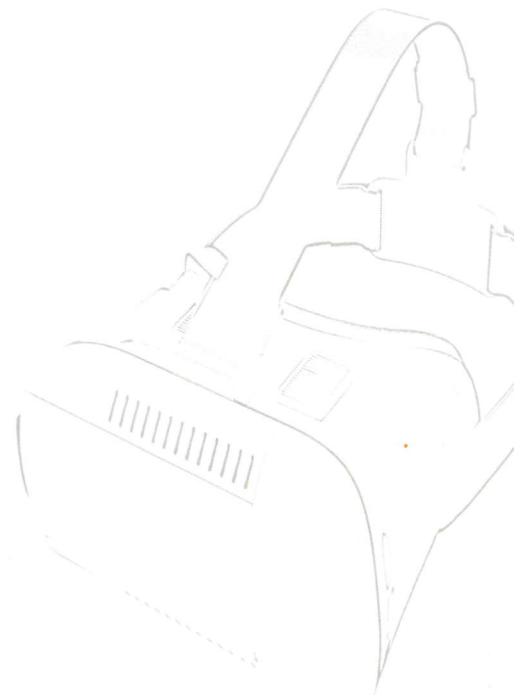
Please do not use the mobile phone while  
charging to avoid accident



Focal length-70-75mm-Φ42 F0V-70°  
Adjustable range 65-75mm  
Interpupillary distance 58-72mm

## PRODUCT MANUAL

VIRTUAL REALITY GLASSES



## Product manual

- 1、 Install application software
- 2、 Install devices
- 3、 Est before use
- 4、 Enjoy VR glasses


### Install application software

To download the application of the VR and install


VR applications can be found in the application platform

### Install devices

Place your mobile phone




Align the center line of mobile phone screen to product's midpoint mark



## Test before use

To have the best performance, adjust Pupillary Distance to make your pupils align to the glass centers

Adjust focal distance till device performs the best



the front panel is removable. After removing the front panel, mobile phone camera is exposed. Then other software can be used

