




How to use the phone keys

In any screen,

Tap “”, to return to previous screen or to exit the application.

Tap “”, to return to the main menu.

Tap “”, to display the settings/option list.

Tap the “on/off” button, to turn on an off the screen and block the screen.

Long press “on/off” to shut down or to restart your mobile.

Press and hold the “on/off” button and then press the volume down key to take a screen capture.

Language

Tap the settings icon. Scroll down and tap the “Language and input”, then choose language in the field

Making Calls

Pressing the button of "People", email, message or any telephone number on the phone then you make a phone call. Or make a phone call by using the dial keyboard in the "Dialing" application program.



Phone

Message


Tap the "Messaging" icon, then you can send a message to other user,. Input names and telephone numbers on the "Receiver" field, or choose someone in the contact list, then press the "sending" button after inputting the message. Please press the "⊕" button if you want to send a photograph, video and so on.



Messaging

Input and edit

The ulefone mobile will have some recommendation when you are inputting. If you want to edit a text, please choose the text and then press it for several seconds, move the inseting point or using the select all, cut and copy ways.



Record colorful moments


Tap the "Camera" icon to open the camera. ulefone mobile support a variety of pictures of intelligent beauty, HDR, panorama shot, smile mode automatically identify. Voice camera features allow small gathering of friends, family photo to add more fun and warmth.



Camera

Retaining clip and moving


Tap the "Camera" icon to open the camera, switch to video mode.

Tap"  ", ready video clips important moment in your life at any time.



Camera

Enjoy the colorful photos

Tap the "Gallery" icon to open the atlas . Feel free to browse photographs, memories moving moment. View a photo, tap"  " to enter the edit mode, you can crop photos, adjust color filter effects, such as increased landscaping operations.



Gallery

Send e-mail

Tap the "Email" icon.

After setting the e-mail account, you can send and receive messages via mobile phone,you can keep in touch with friends or clients at any times anytime and anywhere.



Email

Enjoy the wonderful music

Tap the "Music" icon.

You can play songs by Artists, Albums, Songs and other models.



Music

[EN] Safety Information

Please read this safety information carefully so that you can use your phone in complete safety

1. Children : Be very careful with children and your phone. A mobile phone contains a number of detachable parts. Exercise great care when children are in close proximity to the phone. The phone contains small parts that could be swallowed or cause choking. If your phone is equipped with a camera or lighting device, do not use it too near children or animals.
2. Hearing : Prolonged listening at full power using a lightweight headset or headphones can damage your hearing. Reduce the volume to the lowest possible level when listening to music or conversations. Avoid high volumes over extended periods.
3. Driving : Exercise care when driving. Driving requires maximum attention at all times in order to minimise the risk of accidents. Using a mobile phone can distract the user and result in an accident. You must fully comply with the local regulations and laws in force regarding the use of cell phones whilst driving. You are not allowed to use the phone whilst driving. A hands-free kit should not be regarded as an alternative solution. Flying : Turn your phone off when flying. Remember to turn your phone off when you are in a plane (GsM + Bluetooth) as it may cause interference.
4. Hospitals : Turn your phone off near any medical devices. It is extremely dangerous to leave a phone switched on near medical devices as it may cause interference. You must observe any instructions or warnings in hospitals and treatment centres. Remember to turn your phone off in service stations. Do not use your device in a petrol station near fuel. It is dangerous to use your phone inside a professional garage.
5. Electronic implants and pacemakers : Users who wear a pacemaker or who are fitted with an electronic implant must hold the phone on the opposite side to their implant as a precaution when making a call. If you notice that your phone is causing interference with a pacemaker, switch it off immediately and contact the manufacturer of the pacemaker for advice on what action to take.
6. Fire hazard : Do not leave your device near heat sources such as radiators or cookers. Do not leave your phone charging near

flammable materials as there is a real risk of fire.

7. Contact with liquid : Do not expose the phone to liquid or touch it with wet hands : any damage caused by water may be irreparable.
8. Use only ulefone-approved accessories. The use of unauthorised accessories may damage your phone or cause a safety risk.
9. Do not destroy the batteries and chargers. Never use a battery or charger that has been damaged. keep batteries away from magnetic objects as the latter might cause a short-circuit between the positive and negative terminals of your batteries and permanently destroy the battery or phone. As a general rule, you should not expose the batteries to very high or low temperatures (below 0°C or above 45°C). Differences in temperature may reduce battery autonomy and service life.
10. Shocks and impact : Handle and use your phone with the utmost care. Protect your phone : shocks and impact may damage it. some parts of your phone are made from glass and might break if the phone is dropped or is subject to severe impact. Avoid dropping your phone. Do not touch the screen with sharp objects.
11. Electric shock : Do not try to dismantle your phone as there is a very real risk of electric shock.
12. Maintenance : If you want to clean your handset, use a dry cloth (do not use a solvent, such as benzene, or alcohol).
13. Recharge your phone in a well ventilated area. Do not recharge your device when it is resting on a soft surface.
14. Damage to magnetic strips : keep your phone away from credit cards as they may damage the data on the magnetic strips.