









S 6

User Guide

Keys functions description



Functions Description	
1. Menu key	10. APK KEY
2. Home key/Answer Key	11. Volume up/down key
3. Back key	12. Camera/Torch key
4. USB jack	13. Rear camera
5. Proximity Sensor	14. Flashlight
6. Front camera	15. Rear cover screw
7. Power key/Reset	16. Hand strap insert
8. Earphone jack	17. Speaker
9. SOS key	

Make a call	Phone(or in the standby mode) Select  to enter dial screen Input the number Press  icon to dial
End a call	Press  icon
Add a new contact	Phonebook Press  to add new contact Edit When finished editing, select Done to save
Send a msg	Messaging Press  to write message Edit recipient or select contacts from phonebook Edit content Once done typing, press  to send
Browser	Browser Input URL Select Go to open web page
Music	Music touch & hold a listing (artist, albums, songs, or playlists) Select a song to play
FM radio	Plug in your earphone FM radio

Take a picture	Camera Press to switch to camcorder Press to take pictures
Turn on Bluetooth	Settings Select Bluetooth to turn on/off
Wi-Fi	Settings Select Wi-Fi to turn on/off Press Wi-Fi Select one access point(AP) Connect(Input the password if the AP is locked)
Camera/torch key	When screen is locked, long press the key for 3 seconds to light the torch on Short press the key to enter Camera
SOS key	When the phone is on, long press the key for 3 seconds to enter SOS emergency call function

Accessories in package

Phone	1 piece
Travel charger	1 piece
Headset	1 piece
USB Cable	1 piece

Safety Instructions

	Do not make or receive handheld calls while driving, and never text while driving.		Do not use at gas stations.
	Keep your phone at least 15 mm away from your ear or body while making calls.		Your phone may produce a bright or flashing light.
	Small parts may cause choking.		Avoid contact with magnetic fields.
	Your phone can produce a loud sound.		Avoid extreme temperatures.
	Keep away from pacemakers and other electronic medical devices.		Switch off when near explosive materials or liquids.
	Switch off in hospitals and other medical facilities when requested.		Do not rely on your phone for emergency communications.

	Switch off in aircraft and airports when requested.		Do not disassemble your phone.
	Please do not dispose of used batteries in the trash. The proper disposal of your waste battery will help to protect the environment and human health.		Please use only authentic accessories with this phone, and do not use the battery with any other type of phone.

Warning

1. Please make sure the USB plug and earphone plug is plugged and tighten the battery cover screw before waterproof testing.
2. The waterproof function may be affected after the drop devastatingly.
3. Prominent Atmosphere pressure changing may cause the receiver/horn/mic unworking or noising, open the USB plug and earphone plug can restore the functions immediately.
4. Submerge the phone may affect the speaker/mic /hearing, cleaning the water will recover the functions.



If you do a factory reset on the this phone, the factory default factory language is Chinese, in order to change to the desire language follow the intructions below

1.click on the menu bar, 2. click on the settings icon 3.click on the A icon, 4. click on the language bar, 5.click on the prefer language