

## Bluetooth Mini Speaker

Thanks for choosing AJ-90 Bluetooth Speaker. In order to let you easily experience the product, we are equipped with the detailed user manual, you can get related product information and operation methods etc, please read the user manual carefully before you use it.

### Attentions

In order to let user operate speaker correctly, and ensure speaker in a good performance, please read it carefully and obey below points:

- Do not impact the speaker seriously
- Do not contact with benzene, thinner and other chemicals
- Please do not close to the magnetic and electric fields
- Please avoid direct light or heating appliance
- Do not open, repair or transform it by yourself
- Do not listen with largest volume, in case to damage your ears
- Please classify and deal with waste packaging, batteries and used electronic products properly


### Technical parameter

- Bluetooth version: 2.1+EDR
- Stereo audio sound
- Output power: 5W+ 5W
- Bluetooth transmission distance >10M
- Distortion: <10 %
- SNR: >75dB
- Frequency scope: 100Hz-20KHz
- Power supply mode: Built-in battery 2000mAh 3.7V
- Audio input: Bluetooth, TF card, AUX, U-disk card
- Control mode: The Key control
- Net weight: 380g
- Unit size: 65x164mm
- Charging interface : USB MICRO-5P Socket

### Bluetooth speaker features

- Bluetooth hands free function
- Senior echo processing: clear voice, no aftersound
- MP3 play: Plays music directly from TF card (U-disk card), it supports Mp3, WAV, WMA, APE, FLAC files
- Audio input: Stereo sound audio input interface, easily connect to many audio device, such as laptop, digital music player, mobile phone, computer, etc.
- Power supply: Built-in lithium chargeable battery, environmental, energy saving, practical
- TF card reader: Connect to computer, can copy or delete the songs of TF card
- Previous/Next song, Play/Pause, Turn up/down volume

### Functions description







1. Turn on the speaker: Long press the power button , with indicating voice and fast flashing blue light, then the speaker will be turned on and entered to bluetooth mode, at this time, speaker is under searching status.



2. Connect to Bluetooth: Use mobile phone (or other bluetooth devices) to search, you will find "AJ-90" on the menu, click it directly to connect, when it connected with the bluetooth speaker successfully, it has indicating voice with slow flashing blue light, at this time, it entered to pairing status.








3. Keys Operation:

- In the bluetooth connected mode, short pressing key "" to play or pause
- In the bluetooth connected mode, when playing music, short press key "" to turn down volume gradually till to mute status, long press key "" to switch to previous song
- In the bluetooth connected mode, when playing music, short press key "" for turn up volume till to highest level status with "di" indicating voice, long press key "" to switch to next song
- 4. Long press key "" to disconnect the current paired device, then other device can pair with it
- 5. In the Bluetooth mode, if other device is connected to the bluetooth speaker, it will automatically switch to the newest access device (TF card, AUX, U disk), short press "M" key to switch to other modes, with corresponding indicating voice




### TF card and U disk operations

1. Turn on the speaker: Insert TF card or U disk, it will have a "di" sound and accompanied by slow flashing green light, after the corresponding indicating voice, it will play music automatically

2. Keys Operation :

- In the TF card (or U disk) mode, short press key "" to play or pause
- When playing music, short press key "" to turning down volume; long press key "" to switch to previous song
- When playing music, short press key "" to turning up volume; long press key "" to switch to next song
- 3. Short press key "M" to switch to other modes





### AUX Operation

1. Turn on the speaker: Insert audio cable first, it will have a "di" sound, and blue light flashes one time, accompanied with indicating voice, then blue light keeps in long light and plays music automatically
2. When playing music, short press key "" to play or pause; short press key "" to turn down volume; short press key "" to turn up volume

### Connect to computer

In the TF card (or U disk) mode (make sure TF card or U disk is inserted to the speaker), connecting to computer via the usb cable, it has a "di" sound, and blue light flashes one time, accompanied with indicating voice, then blue light keeps in long light, at this time, you can copy or delete songs in TF card

### Answer call wirelessly

1. When phone successfully connected to the bluetooth, double clicking key "" , to recall the last phone number you called automatically
2. When an incoming call, short press key "" to answer the phone; if want to reject the call, please double click key ""; To end the call, please short press key ""

### Charging and low power indicating

1. When power is low, the red light flashes until shutdown
2. Charging indicator (use DCSV charging): while charging, red light is on; finished charging, the green light is on, red light is off

### Reset function

When Bluetooth speaker is out of work or system halted, or in normal working conditions, using a probe inserted into the "LINE IN" port, light press the keys inside, Bluetooth speaker will be in shutdown and resetting, turn on the speaker again and use it normally

### ★ Attention:

When the speaker charged by PC, the function of "USB sound card" and "card reader" is conflict with U-disk playing, U-disk playing function must be turned off