


User Manual



Bluetooth Mini Speaker

Thanks for choosing AJ-95 Bluetooth Speaker. In order to let you easily experience the product, we are equipped with the detailed user manual, you can get related product information and operation methods etc. please read the user manual carefully before you use it.

Attentions

In order to let user operate speaker correctly, and ensure speaker in a good performance, please read it carefully and obey below points:

- Do not impact the speaker seriously
- Do not contact with benzene, thinner and other chemicals
- Please do not close to the magnetic and electric fields
- Please avoid direct light or heating appliance
- Do not open, repair or transform it by yourself
- Do not listen with largest volume, in case to damage your ears
- Please classify and deal with waste packaging, batteries and used electronic products properly

Technical parameter


- Bluetooth version: 2.1+EDR
- Output power: 5W+5W
- Bluetooth transmission distance >10M
- Distortion: <10%
- SNR: >75dB
- Frequency scope: 80Hz-20KHz
- Power supply mode: Built-in battery 2000mAh 3.7V
- Audio input: Bluetooth, TF card, AUX
- Net weight: 635g
- Unit size: 205x70x70MM
- Charging interface: USB MICRO-5P Socket

Functions description

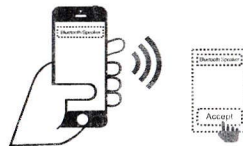
- Hands free function, clear sound without echo
- Bluetooth stereo sound, perfect sound quality, more bass effect
- Play music directly from TF card in MP3 and WMA formats.
- Bluetooth transmission distance: 10M
- 3.5MM audio input interface, easily connect with computer, music player and other audio device
- Built-in rechargeable lithium battery, environmental, energy saving and practical
- Aluminum alloy material design, portable and fashionable

Bluetooth Operation

1. Turn on the speaker: Put switch to "ON" position, it has indicating voice with quick flashing blue light, The speaker is turned on and enters to Bluetooth mode, at this time, the speaker is under searching status.



2. Connect to Bluetooth: Use mobile phone (or other Bluetooth devices) to search, you will find "AJ-95" on the menu, click it directly to connect, when it connected with the Bluetooth speaker successfully, speaker has indicating voice and the blue indicator light is long lighting, at this time, it entered to pairing status.



3.Keys Operation:

- In the Bluetooth connected mode, short pressing key "▶▶" to play or pause
- In the Bluetooth connected mode, when playing music, long pressing key "◀/-" to turn down volume gradually till to mute status, short pressing key "◀/-" to previous song
- In the Bluetooth connected mode, when playing music, long pressing key "+/▶" to turn up volume till to highest level status with "di di" indicating voice, short pressing key "+/▶" to next song
- Long pressing key "▶▶" to disconnect with the current paired device, then other mobile phone (or other device) can search and connect with the speaker. In the Bluetooth mode, if other device is already connected with the speaker, it will automatically switch to the newest access device (TF card, AUX).

TF card operation

- Turn on the speaker, then insert TF card, the indicator light will flash slowly, and after the corresponding indicating voice, it will play music automatically
- Keys operation: In the TF card mode, short pressing key "▶▶" to play or pause; When playing music, long pressing key "◀/-" to turn down volume till mute, short pressing key "◀/-" to previous song
- Long pressing key "+/▶" to turn up volume, at highest volume, speaker has "di di" indicating voice, short pressing key "+/▶" to next song

AUX operation

- Turn on the speaker, and insert the audio cable, the indicator light will flash slowly, and after the corresponding indicating voice, it will play music automatically
- When playing music, short pressing key "▶▶" to play or mute, long pressing key "◀/-" to turn down volume, long pressing key "+/▶" to turn up volume

Hands free function

- When mobile phone connected with the speaker successfully, double pressing key "▶▶" to recall the last phone number you called automatically
- When an incoming call, short pressing key "▶▶" to answer the call, if you want to reject the call, please long pressing key "▶▶", if you want to end the call, please short pressing key "▶▶" to end it

Charging and low power indicating

- When the speaker power is low, it will have "dong dong dong" voice till power used up and can not work, the speaker will turn off automatically
- Charging indicator (with DC 5V charging): when the speaker is charging, the red indicator light will be long bright, when finished charging, it will be off.

Attentions:

When speaker is not be used for a long time, please put switch to "OFF" station.