

Bluetooth Mini Speaker

In order to let user operate speaker correctly, ensure the speaker in a good performance, please read the user manual carefully before you use it.

Attentions

- Do not impact the speaker seriously
- Do not contact with benzene, thinner and other chemicals
- Please do not close to the magnetic and electric fields
- Please avoid direct light or heating appliance
- Do not open, repair or transform it by yourself

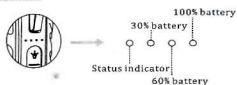
Technical parameter

- Bluetooth version: 4.0+EDR
- Output power: 5W+5W
- Bluetooth transmission distance >10M
- Distortion: <10%
- SNR: >75dB
- Frequency scope: 80Hz-20KHz
- Power supply mode: Built-in battery 4400mAh 3.7V
- Net weight: 408g
- Unit size : 76x68x160MM

Functions description

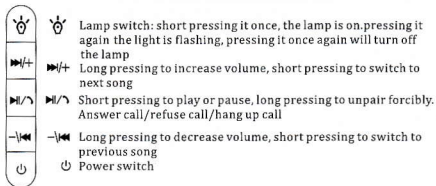
- Hands free function, clear sound without echo
- Bluetooth stereo sound, perfect sound quality, amazing bass effect
- Bluetooth transmission distance: 10M
- 3.5MM audio input interface, easily connect with computer, music player and other audio device
- Built-in rechargeable lithium battery, environmental, energy saving and practical
- Waterproof, dustproof and crashproof functions
- With high flashlight function, SOS emergency call for help
- With power bank function

Charging indicator



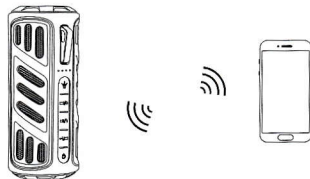
The blue indicator flashes when use DC 5V for charging. When finish charging, the battery indicator will be long bright gradually according to the battery increasing.

Keys introduction

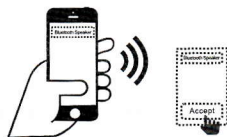


Bluetooth Operation

1. Turn on the speaker: Long pressing key "⏻", it has indicating voice with quick flashing indicator light; The speaker is turned on and enters to Bluetooth mode, at this time, the speaker is under searching status.



2. Connect to Bluetooth: Use mobile phone (or other Bluetooth devices) to search, you will find "AJ-96" on the menu, click it directly to connect, when it connected with the Bluetooth speaker successfully, it has indicating voice and indicating light flashes slowly, at this time, it entered pairing status.



3.Keys Operation:

- In the Bluetooth connected mode, short pressing key to play or pause
- In the Bluetooth connected mode, when playing music, long pressing key to turn down volume gradually till to mute status, short pressing key to previous song
- In the Bluetooth connected mode, when playing music, long pressing key to turn up volume till to highest level status with "di di" indicating voice, short pressing key to next song
- Long pressing key to disconnect with the current paired device, then other mobile phone (or other device) can search and connect with the speaker.
- In the Bluetooth mode, if other device is already connected with the speaker, it will automatically switch to the newest access device (AUX)

AUX operation

- Turn on the speaker, and insert the audio cable, the indicator light will be long light, and after the corresponding indicating voice, it will play music automatically
- When playing music, it's invalid to press key , long pressing key to turn down volume level. Long pressing key to turn up volume level. For both keys, short pressing is invalid.

Hands free function

- When mobile phone connected with the speaker successfully, double pressing key to recall the last phone number you called automatically
- When an incoming call, short pressing key to answer call, if you want to reject the call, please long pressing key , if you want to end the call, please short pressing key to end it

Power bank function

The speaker is built in 4400mAh lithium battery, can be used as a power bank, which can charge to other mobile device. When use as a power bank, no need to turn on the power switch.

Attentions:

When the speaker is out of work or system halted, using a probe inserted into the "RESET" port (RST is near to charging port at bottom), light pressing the inside key, the speaker will be turned off and reset, turn on the speaker again and use it normally.