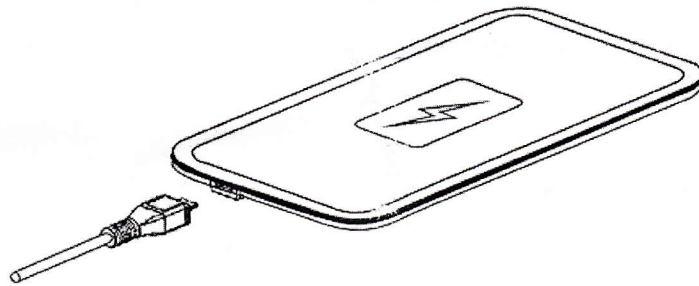


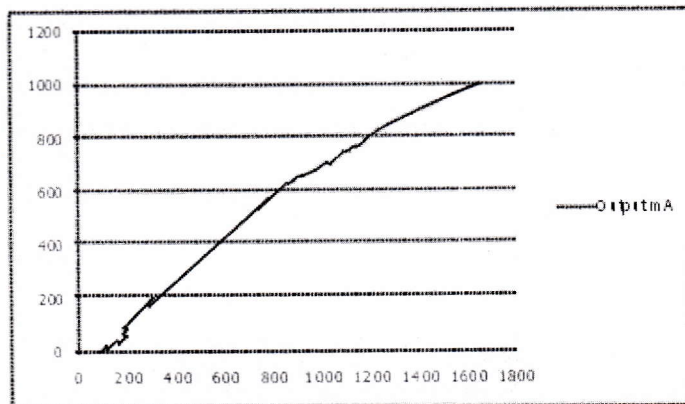
Qi Standard Wireless Charger



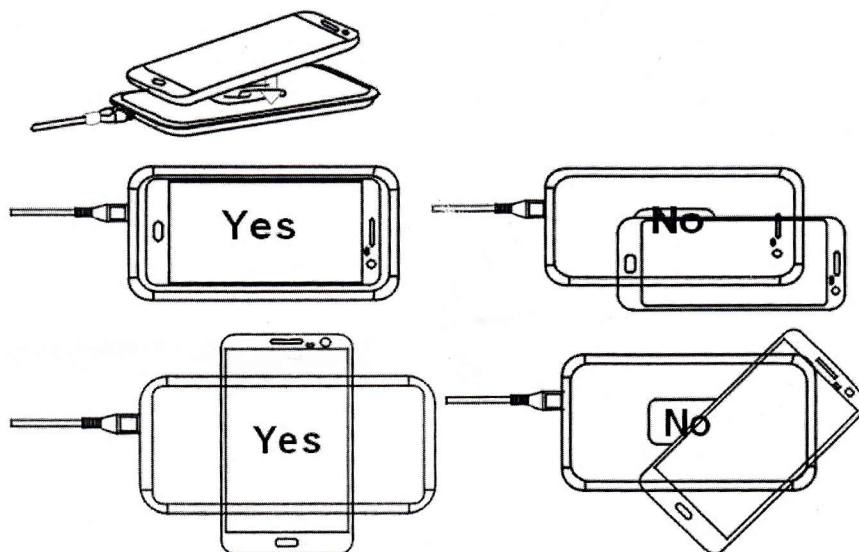
User Manual

The charge time of charger is up to the output power of external power supply, as shown

Below



After the external power supply is connected, please put the device to be charged into the charge area indicated on the charger.



After having detected the cell phone, the charger will give out tick tuck sound and at the same time, the green device detection indicator lamp will turn on and the charge indicator lamp will keep flicking during charge.

Note:

It's recommended to take out the protective sleeve of the charged device upon charge; it may reduce the charge efficiency.

Any device in compliance with Qi standard can be charged by this product.

Parts and Accessories

1	Wireless charger	1 PC
2	MicroUSB Cable	1 PC
3	Users' Manual	1 PC
4	Power Adapter	Optional

Note: The right of final interpretation of this Users' Manual belongs to the manufacturer.

First thanks for buying this product!!

Please read the Users' Manual carefully before use to guarantee the safe use of this

product.

Safety Precautions(Please make sure to observe):

Never dismantle and remodel;it may cause fire or electric shock

Never put this product into water or other liquid;it may cause heat or electric shock

Never connect and disconnect the AC adapter with wet hands;it may cause fire or electric

shock.

Never use the rated power other than that specified for the socket adapter;it may cause

fire.

Never use damage the AC adapter;it may cause fire or electric shock.

Never charge the product when it is covered by carpet;it may cause heat and combustion and

consequently fire.

Never put any other objects between the wireless charging place and the charged device;it

may cause heat and combustion and consequently fire.

Never charge the product in the places where the temperature is out of the range from -

20OC- -40OC;it may cause fire.

Never charge the product in the sunshine or high temperature places,

Please disconnect the AC adapter when it is not used.

Please charge the product in smooth surface;it may be damaged by the aptfalling objects.

Please keep the product away magnetic card or any media magnetic record data or exact

instrument when it is used;it may cause data missing or instrument damage.

Please wipe off the dust on AC adapter periodically;it may cause fire or electric shock.

Please make sure if the AC adapter is connected well;it may cause fire or electric shock.

The heart pulsator users shall use the product 22cm away from the heart pulsator,as the

electromagnetic wave produced during the product use may affect the normal operation of

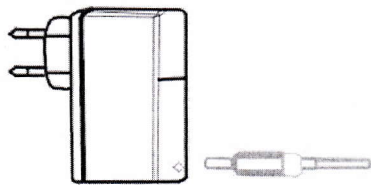
heart pulsator. The heart pulsator users shall use this product only after having consulted

the primary care physician.


Product Specifications:

Product dimensions	145mm X 84mm X 9mm
Power interface	Micro USB
Input	5V --2A
Output	5V--1A
Charge standard	Qi standard

Two kinds of power supply means of wireless charger.



Output voltage: 5V; current: 1A-2A external power adapter.



Computer USB direct power supply