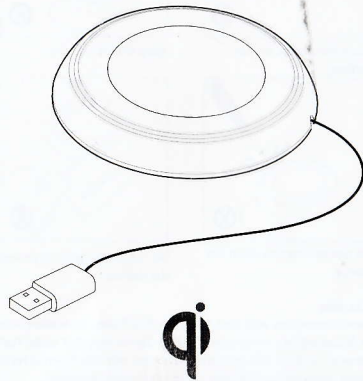


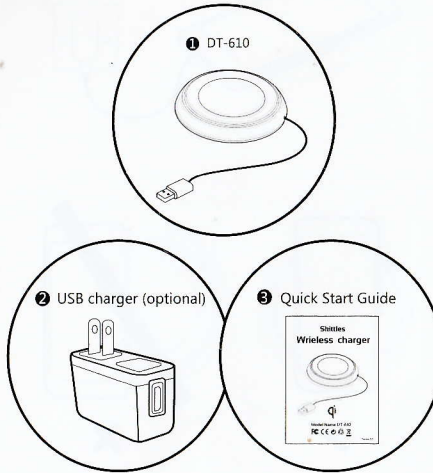
Skittles Wireless charger



Model Name DT-610

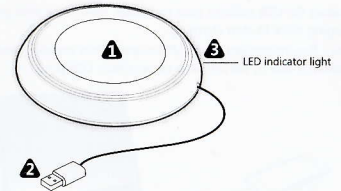


● Package Contents



Note: Actual product specifications may vary with territories.

● Product Show



- 1 Charging Plate:** Charge your phone or other Qi-compatible device without the hassle of untangling charger cables. Just pop your phone on the charging plate to start charging.
- 2 USB Cable :** Connect the USB cable on the charging plate to your computer. You can also connect the charging plate to a wall outlet using the USB charger provided in the box.
Please note: USB charger is optional part.

3 Indicator Light:


Color of Light	Lights Status	Working Status
Blue Light	Continuous light	Charging
Red Light	Blinking quickly	Charging Problem Foreign object detected (FOD)

*Note: The best ambient temperature is 0°C~40°C for using.

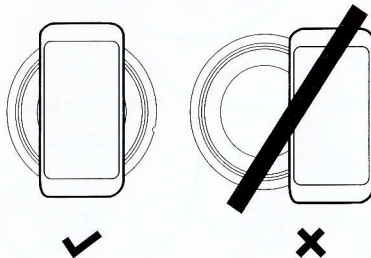
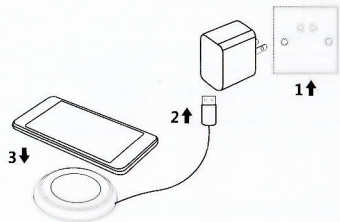
● How to work

- Connect the USB cable to your computer, then place your phone on charging plate to start charging.

Note : Recommended to use USB charger thus avoiding working problem is due to the unstable current from USB ports.

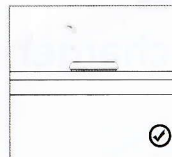


- Plug USB charger to a wall outlet, and connect USB cable to the USB charger, then place your phone on the charging plate to start charging.



- Note: The power consumption could be ignored on Standby.


Product specific safety information



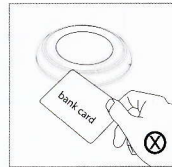
Place the device on flat surface.



Keep the device dry.



Do not attempt to open the device.



Do not place bank cards near the device.

FCC Caution

This device complies with part 15 of the FCC Rules. Operation is subject to the following two conditions: (1) This device may not cause harmful interference, and (2) this device must accept any interference received, including interference that may cause undesired operation.

Enjoy Your Wireless Charging !

Made in China