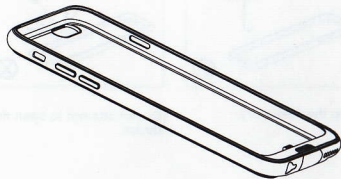


# Wireless Charging Case



Model Name: DR-A601



Version 1.0

## ● Package Contents

- ① Wireless charging Case for iPhone 6s/6

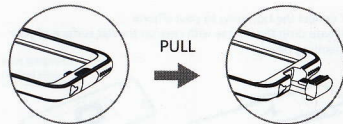
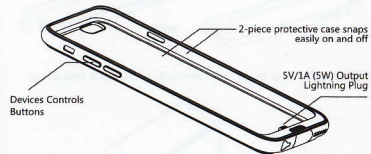


- ② User Manual



NOTE : Mobile phone is not included.

## ● Product Show



NOTE : Please pull out the lightning gently from the back the wireless charging case.

## ● How to Work

- ① Pull the Lightning out of the case gently.



- ② Attach the case to your iPhone 6s/6 and snap it into place.



- ③ Connect the Lightning to your iPhone.  
Please drop the iPhone with case on the flat surface of your charging device.

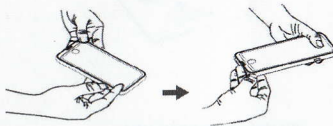


## ● How to remove


- ① Pull the Lightning out of the case gently.




- ② Take off the case from the top right corner of mobile phone, and then remove the bottom right corner.



## Product Specific safety information



Keep the device dry.



Do not attempt to open the device.

### FCC Caution

This device complies with part 15 of the FCC Rules. Operation is subject to the following two conditions: (1) This device may not cause harmful interference, and (2) this device must accept any interference received, including interference that may cause undesired operation.

## Enjoy Your Wireless Charging!

Made in China