

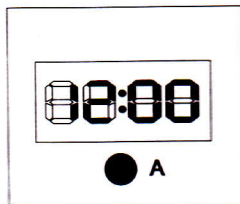
Function & Specifications

Key Features

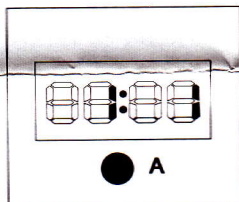
How to see the time and date

How to adjust the time and date

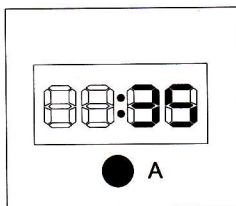
- 1) Normal display mode, the bottom close to the wrist, hand-to-A key does not move for 2 seconds when the hour flash, then to touch the A key, you can adjust the hours.
- 2) After the hours is adjusted, touch the A key does not move for two seconds, minutes flash, then release the hand, touch the A key, you can adjust the minutes.
- 3) After the minutes is adjusted, touch the A key does not move for 2 seconds to enter the date adjustment status, now the months flash, then to touch the A key, you can adjust the months.
- 4) After the months is adjusted, touch the A key does not move for two seconds, date flash, then release the hand, touch the A key, you can adjust the date.
- 5) After the date is adjusted, touching the A key does not move, then complete adjustment and return to normal display, after 3 seconds turn off the lights.



time:12:00



Date: 1st JAN



Secon: 35