


Mp3 & Bluetooth Sunglasses

User Manual



Content

Preface	1
Structure diagram	2
Accessories	2
Product Features	2
MP3 Function description	3
Bluetooth Function description	4
Caution	4
Trouble shooting	5

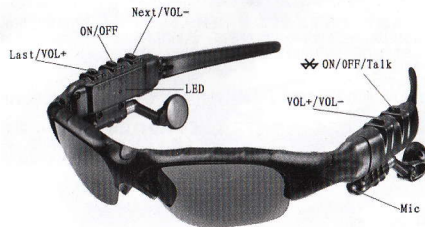
一. Preface

Thanks for using our mp3&bluetooth sunglasses! We attached the user manual which can make you operate the player skillfully. Please read the manual carefully before using this product. The user book is subject to update changes without notice. (This manual is only for reference, please check it carefully!)

Thanks for your cooperation and supporting! Our company will not responsible for loss or damage of personal data which is caused by incorrect operation in software, hardware,

reparation or other unexpected circumstances, please backup your data by yourself. It is hard to control the misunderstanding to the manual, so we are not responsible for the unexpected loss which caused by manual as well as the third part damage which causes by using the product.

二. Structure diagram



三. Accessories

Below are the standard accessories in the packing, please check whether all is included.



USB extension cable



User Manual

四. Product Features

.Import Polaroid polarized lenses provide the best protection for eyes in. Effectively prevent ultraviolet rays, bewildered light and harmful blue light. Anytime you wear it very clear..

.Support 128M-32GB memory.

.Support of MP3/WMA/ASF diversified musical formats and VBR compression.

.USB 2.0 high-speed interface with faster and convenient transfer.

.Freely telescoping boom speakers, 270 rotatable, freely adjustable and comfortable wearing.

.Max. Volume: 88db with a better sound quality.

.Built-in Li battery,support to play MP3 3~5 hours continuously, Bluetooth standby time is 30 days

.Suitable for various operating platform and potable with compact size

.Comply with Bluetooth protocol V2.0

System requirement

Hardware: IBM PC/AT or compactable PC or laptop computer with USB port

Operating system: WINDOW98/SE/ME/2000/XP or above.

五. MP3 Function description

A. Mp3 Power on / Power off

.Power on: long press player button II◀, power indicator light, (The machine turns on by default play status)

.Power off: In standby status, long press the player button II◀, if there is not any action to the button in 3 minutes,the lights will be off, power off.

B. Mp3 Play / Pause

In pause status, short press player button II◀ to mp3 player. Flashing lights.

In playback mode, press the play button II▶ to suspend the player

C. Mp3 Volume adjustment

Increase:In playing mode, long Press LAST key ◀◀ to increase the volume.

Decrease : In playing mode, long Press NEXT key ▶▶ to decrease the volume.

D. Mp3 Next/Rew

In playing mode, short Press LAST key ◀◀ to choose the previous song

In playing mode, short Press NEXT key ▶▶ to choose the next song

E. USB Disk function

This product is standard USB disk function, supports operating systems of Windows98 (driver required), Windows2000 and more advanced version(no driver needed)

F. Recharge

1: when 20% power left, the power indicator will series flickering. Please recharge as soon as possible

2:To recharge, please connect the sunglasses with computer or charging adaptor by using USB cable, we suggest turning off sunglasses first before recharge, as it will take longer time for recharging when sunglasses is on.

3: In recharging, some indicators are flashing. When finish charging,the indicator is on.

4: It usually takes 3 hours for recharging (when power is off)

G. system Reset

When system is dead or under any faulty situation,please use the supplied USB cable is properly plugged into the USB fracture, the system automatically reset



H. Technical parameters

Memory	128M-32GB
Music Format	Mp3, WMA, ASF, WAV
Interface	USB2.0
Output power of earphone	5MW
Frequency response	20Hz-20KHZ
Signal to Noise Ratio	90dB
Total harmonic distortion	0.1%
Battery Voltage	3.7V/180MAH
Charge time	3~5hrs (80% charged in the first 1 hour)


Dimensions	172*160*40mm
Weight	About 50g
Operation temperature	-10 to 55 degree centigrade
Battery type	high-capacity lithium polymer

六. Bluetooth Function description



Turn on/off

1. Turn on: Long press the bluetooth button  for 3 seconds till you hear a dump sound, the bluetooth indicator flashes, the bluetooth powers on.
2. Turn off: In the situation of bluetooth standby, long press the bluetooth button  for 3 seconds till you hear a Dump sound, the bluetooth powers off.

Bluetooth pairing


In bluetooth shutdown, long press bluetooth button  for 3 seconds till the bluetooth turns on and flashes continuously, it shows the bluetooth is pairing, then the mobile searches the bluetooth device, find the name of bluetooth :BT+MP3, the pairing pin 0000 is required for the first pairing. After pairing successfully, it goes into the standby status automatically.

Answer a call


When a call is in, short press the Bluetooth button  for 1 second to answer a call. In talking, you can short press the Bluetooth button  to hang up.

When answer a call or listen to the music by bluetooth (only few bluetooth support to play the music), it's necessary to adjust the bluetooth volume, please press the volume adjustment key +/- . When the volume is maximum, short press the key, decrease the volume continuously. When the volume is minimum, short press the key, increase the volume. Adjust the volume circly. The user can also adjust the volume by mobile's volume buttons.

Refuse a call

When a call is in, refuse the call by long press the Bluetooth button  for 2 seconds.

Dialing by cell phone

When the bluetooth is connecting normally, short press the button  twice, the device dialed the default phone number you dialed last automatically.

MP3 and Bluetooth switch automatically:

In MP3 playing status, meanwhile, a call is coming in, the device switches the bluetooth function automatically. When the phone is over, then back to MP3.

Bluetooth specification

comply with bluetooth protocol V2.0

Frequency: 2.4GHz ISM Band

Full Bluetooth RF Interface & Lower Link Controller functions

Transmission maximum range: 10 meters

continuous talking time: About 3-5 hours

audio code: 15bit resolution, S/N > 60dB

Standby time: 30 days

Operation Temperature -10-55

Current in phone: 20mA

Working voltage: 3.6V-4.2V

七. Caution

- Please follow the local traffic rules to avoid the violation when driving the vehicle
- Please be noted that high-level volume for a long time may result in the permanent loss of your hearing ability, we suggest the user to use an appropriate sound volume.
- Please observe relevant rules of other traffic and transport vehicles..

· Don't pull or plug in the product with wet hands, which may cause short circuit of the product.

· Don't expose the product to fire or excessive heat.

· Don't expose the product to electromagnetic wave circumstances, which may cause malfunction of the product.

· Ensure the USB plug is dry before connection to computer to avoid damage by moisture.

· Recharge the battery after power drained to prolong the battery life.

八. Trouble shooting

· the player don not play after pressed start button

Trouble shooting: confirm if it is with power or not, if it is not, please charge

· No sound in the earphone

Trouble shooting: please make sure the volume is not at 0 and that the Bluetooth is not properly connected

· it can not download file normally

Trouble shooting: check if USB line is damaged or connected well, check if driver is installed well, check if there is enough space to store

· buttons un-working (product fails to work properly)

Trouble shooting: Please correct the supplied USB cable into the machine's USB port, restart the machine

