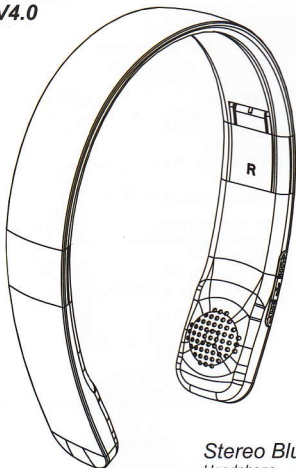


MADE IN CHINA

 **Bluetooth®**
V4.0



Stereo Bluetooth
Headphone
Quick Guide

PRODUCT MANUAL





123456789

Stereo Bluetooth
Headphone
Quick Guide



FEATURES //

- CSR Bluetooth V4.0, connect with two phone simultaneously
- Unique hairpin appearance with love story
- Stretchable and foldable headband
- Curving head-style design
- Built-in microphone and speaker
- Detachable silicone interior panel
- Special elegant package
- Custom pairing name and boot voice prompt

TECHNICAL SPECIFICATION //

- Correspond With: Bluetooth V4.0
- Support: HSP, HFP, A2DP, AVRCP
- Transmitting Power: Class 2
- Working Distance Range: $\leq 10\text{m}$
- Frequency Range: 2.402GHz-2.480GHz
- Talk Time: ≥ 7 Hours
- Music Time: ≥ 6 Hours
- Standby Time: ≥ 65 Hours
- Charge Time: ≤ 2.5 Hours

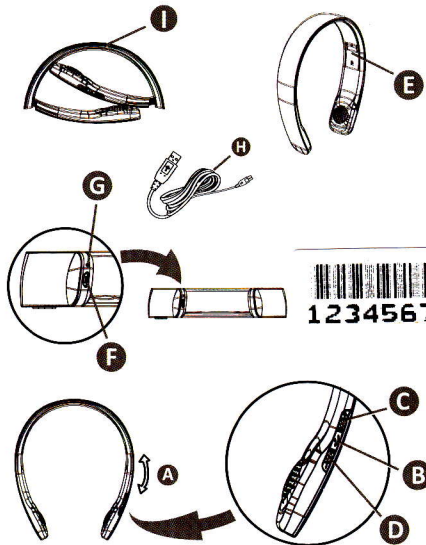
Connecting Magift1



Supports two mobile phones

Bluetooth
V4.0

Product picture in this manual is for demonstration purpose.
Actual products may be different.



A. Adjustable headband

B. Multi-function button

C. Volume up (Next track)

D. Volume down (Last track)

E. LED indicator

F. Micro charging port

G. Microphone

H. USB charging cable

I. Foldable mode

Take Magift1 adjust the length of headband for your comfort Have 1st Bluetooth device paired with Magift1

- Long press "MFB" for 7 seconds till Red and Blue LED indicator light flashing alternately and the headphone will report "Power On" and then "Pairing".
- Enable the Bluetooth function of the device and search for available Bluetooth devices, then select "Magift1" from the search results.
- The Red and Blue indicator will stop flash, you will hear a "Beep", means it's connected.

Have the 2nd Bluetooth device connected with Magift1.

- Long press "MFB" for 7 seconds till blue indicator light is off (it will report "Power Off") and 1st Bluetooth device automatic disconnect with headphone.
- Turn on headphone "Magift1" again.
- Turn on Bluetooth function in the 2nd device and search "Magift1", and then repeat the same procedures how to connect 1st device.
- Meantime, click previous pairing records and connect your 1st device with "Magift1".

Using Magift1

Listen to music and make a call.

- Tap (press less than one second) the "MFB" to play/pause the audio track or video clip.
- Short press the volume up/down button to have "M/M" last/next track function.
- Long press the volume "+/-" button to adjust volume.

Answer an incoming call

Connect the headphone to a smart phone, short press (less than one second) the "MFB" to answer an incoming call.

End a call

Short press (less than one second) the "MFB" to end the call.

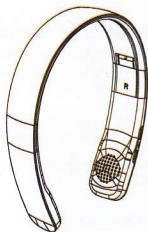
Reject an incoming call

Press the "MFB" for two seconds.

Last number redial Double click "MFB".



Stereo Bluetooth
Headphone
Quick Guide



LED INDICATIONS //

Red and Blue flashing

Bluetooth device pairing mode

Flashing Blue

Headphone and Bluetooth device connected, or power on

Flashing Red

Headphone low power status, or headphone disconnected

Solid Red

Headphone charging, and the red LED will turn off if charging finished

No light

Headphone powered off

NOTES //

LEDs are not light


a. Recharge; b. Check the condition during charging; c. Release MFB.

Bluetooth not connecting

a. Restart; re-establish pairing connection; b. Change Bluetooth device;
c. Make sure activated of your device.

Distorted sound & Microphone not working

a. Connection standard distance is within 10m; b. Confirm active output audio device on your Bluetooth device; c. Adjust volume; d. Turn off and recharge.



MADE IN CHINA

SAFETY PRECAUTIONS

Please read, follow and keep these instructions.

Keep the device out of extreme heat and humidity.

Power time may differ depending on personal habits.

Heed all warnings on the product and in the operation instructions.

Do not listen to high volume levels for long periods to protect hearing.

Do not use the device near water, such as sinks, bathtubs, swimming pools etc.
Stop using this product immediately if it causes discomfort or pain. When using this product, it is recommended that you limit volume to help avoid harm to your ears and danger resulting from being unable to hear what is going on around you.

WARNINGS!

Using a headphone while driving can distract you and increase an accident.
Prolonged listening at night volume could lead to hearing damage.