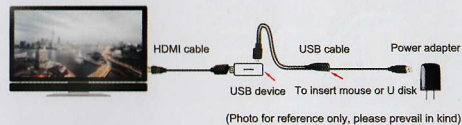


1. Device Connection

HDMI interface insert LCD TV or other display device with HDMI , Let TV at the receiving end of the data set to connect the HDMI port (please refer to the manual of the TV); Micro USB contact to power adapter (DC 5 v / 1000 mA); USB Host interface use 2.4 GHZ equipment.



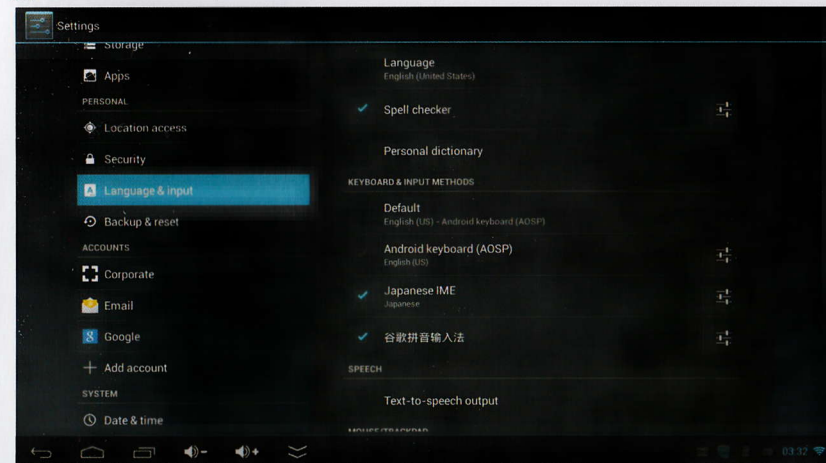
Start using

2. Start using

2.1 **Boot:** Plugged in, the device will automatically boot

2.2 **Operating instructions:** Boot into the main interface, use mouse to operate. left key is "confirmed", right key is "return back", scroll the mouse is "up and down the page"

2.3 **Change language/input method:** Enter into settings -> language and input method, select the desired language and input method

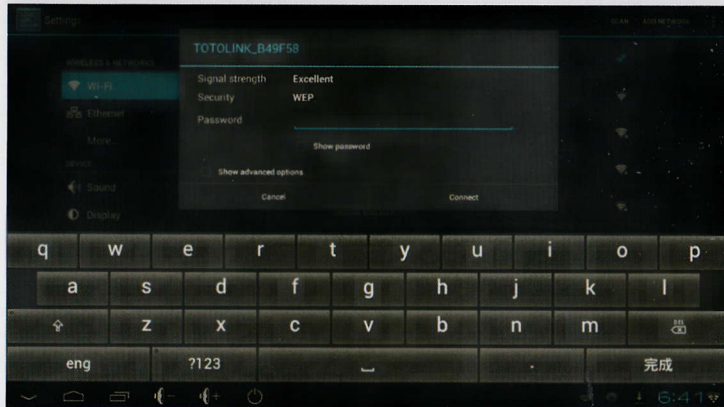


www.ugoos.net

www.ugoos.net

Connect Wi-Fi

2.4 **Connect Wi-Fi:** enter into settings -> Wi-Fi, open Wi-Fi and select wireless network connection



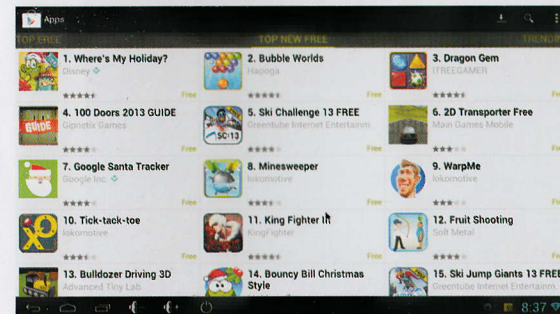
www.ugoos.net

APK Application

2.5 APK Application

APK Install

Method one: In browsing file, find the APK file you downloaded , click to install
Method two: Downloaded from the Internet, directly download from browser or google play



www.ugoos.net

APK Uninstall

Enter the settings -> applications -> click to uninstall program -> uninstall.



5

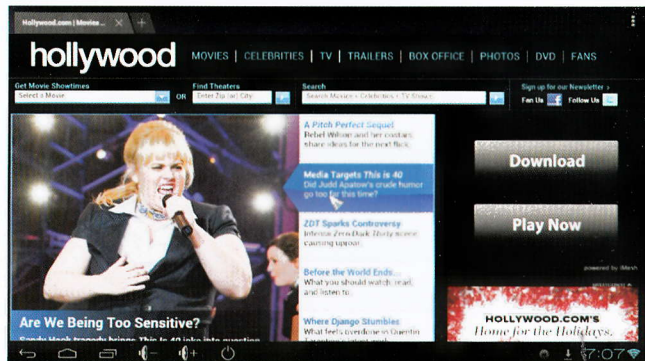
www.ugoos.net

Movie

2. 7 Enjoy movie

Method one : enter into Apps -> video player -> choose video in the playlist (confirm equipment have movie)

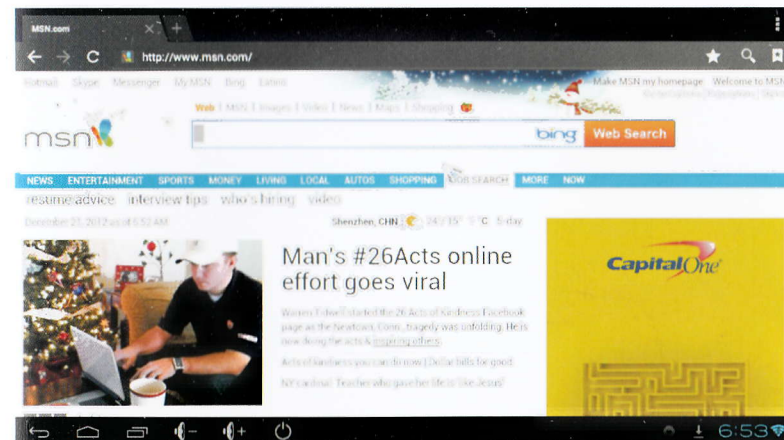
Method two : online movies in a browser or installed video player software (such as YouTube, Netflix, etc.)



7

www.ugoos.net

2. 6 Internet: Enter the Apps-> browser -> input the website




www.ugoos.net

6

Game


2. 8 Game:

Please download game and install like following :

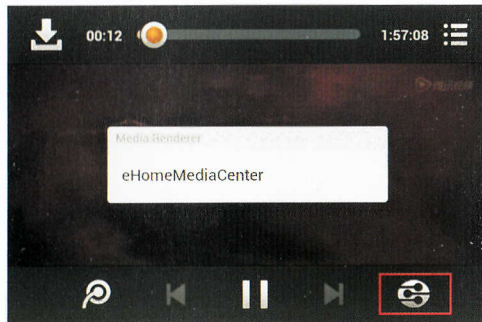


www.ugoos.net

8

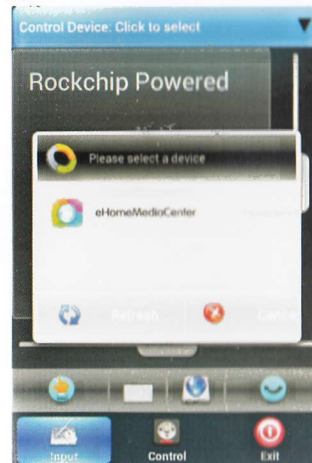
2. 9 DLNA: Link your smart phone and the product under same Local area network via LAN or Wi-Fi(that same router). Ensure your smart phone have been installed application APK like Tencent video, pptv... etc who support DLNA protocol. Also can install others' third part application APK. lay any video, playing interface , and then click.





eHomeMediaCenter



Use smart phone remote control

Install a APK "Smart Phone Remote Control" onto your smart phone client. And link your smart phone with the product under same wireless router by Wi-Fi. Click icon of "Smart Phone Remote Control" to open the application, then pop-up optional equipment, then select the equipment you want to control. (Note: The smart phone remote control support Android OS only).



- Click  switch to mouse model
- Click  switch to touch mode
- Click  switch for keyboard input
- Click  the implementation of return function