

- This product uses high-tech companies with high standards and is designed to provide high quality mobile communication and entertainment experience.
- Content of the final product may be different, and the service may also be software providers or operators are different. Subject to change more, without notice.
- Items included with the product and available accessories may vary depending on your Region or service provider.
- Accompanying items designed for this product, and other possible incompatible products.
- Available to buy other accessories to the retailer. buy Make sure they are compatible with the former device.
- Content of the final product may be different, and the service may also be Software providers or operators are different. subject to change more, without notice.
- Items included with the product and available accessories may vary depending on your Region or service provider.
- Articles designed specifically for the device came with, probably with other Incompatible products.
- Available to buy other accessories to the retailer. buy Make sure they are compatible with the former device.

- Other products may not be compatible with your product.
- For the result of editing the registry settings or modify the operating system software performance issues or incompatibilities caused by pieces of the company is not responsible. Try to customize the operating system may result set Equipment or applications do not work.
- Send and receive information, upload and download, automatic synchronization, use part of the application or service may use the low produce gas costs. to avoid additional charges, Please select the appropriate data charges opportunities. For more information, please contact your service provider.

Prompt icon



Warning: It may hurt themselves or others situation.



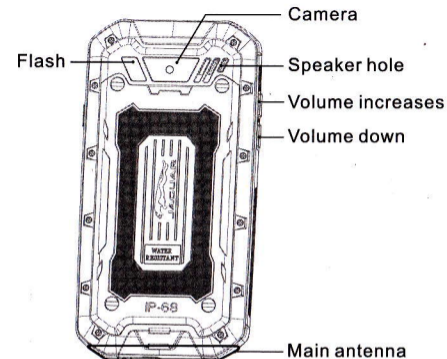
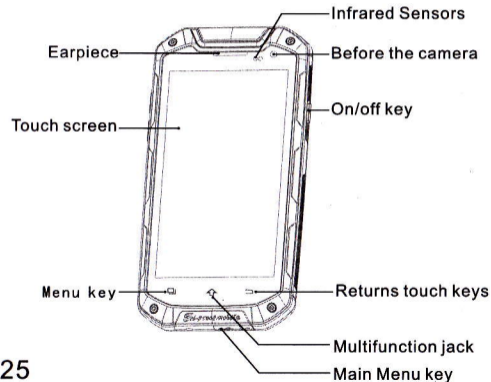
NOTE: You may damage your product or other products Situation.



Note: notes, usage tips, or near the information..



Getting Started




Equipment parts diagram



Do not cover the antenna with your hand or other objects area, whether may cause connection problems or consume battery power.

Push button

Push button	Function
 Power button	<ul style="list-style-type: none"> • Press and hold to turn on or off. • If the product is a fatal error, hang or crash, hold more than 7 seconds to restart.
 Options button	<ul style="list-style-type: none"> • Press to open the on-screen current available A list of options.

Push button	Function
 Main Menu key	<ul style="list-style-type: none"> • Press to return to the main screen • Press and hold the open recent applications list
 Menu key	<ul style="list-style-type: none"> • Press to return to the previous screen
 Volume key	<ul style="list-style-type: none"> • Press to adjust the volume

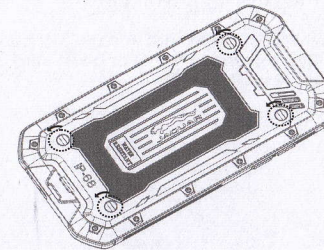
Install the SIM or USIM card and battery

Insert SIM mobile phone service provider or USIM card and battery attached.



This product can only use microSIM and microUSIM card.

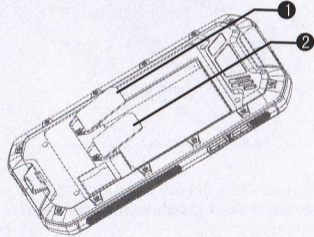
1 Remove the battery cover



Remove the battery cover, be careful not to Hurt nails.

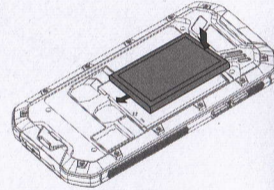
2 With the gold contacts facing down, insert the SIM Or USIM card.

The main SIM or USIM card into the SIM card socket (1), a secondary SIM or USIM card is inserted SIM card slot (2).

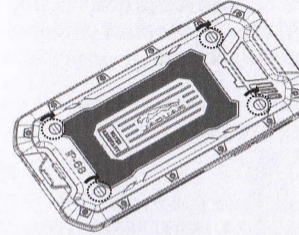


3 Insert the SIM or USIM card into the slot until the locks into place.

4 Insert the battery



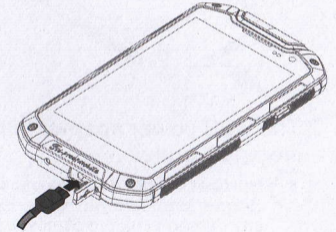
5 Replace the battery cover



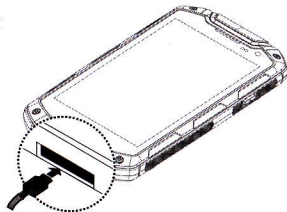
Charging the battery

Before the first use of the product or the battery is not used for a long time, You must charge the battery.

1 Connect one end of the USB cable to the USB power Adapter, then plug the other USB data cable End into the multifunction jack.



When using USB2.0 cable, the USB data cable is shown below to the right into the multifunction jack.



2. The USB power adapter into a standard electrical outlet.

! Improper connection may cause the charger products to suffer heavy damage. Any damage caused by misuse is not covered by the warranty.

After completely unplugging, disconnect the charger from your product. Unplug the charger from the outlet. Plug it from the outlet.

- ! Before removing the charger, do not remove the battery, doing so may damage the product.
- ✍ To conserve power, please do not use it to unplug the power adapter. When charging, charging products should be kept close to the power outlet.

Check the battery charge status

In the case of products for the battery off impulse, the following icon is displayed the current battery charge status.



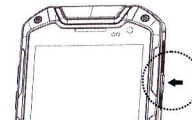
Charging



Fully charged

Open or closed products


When you first start the product, follow the screen prompts to set Products. Press and hold the power button for a few seconds to open or close.




Basic functions

Use to make and receive telephone calls, call process using the option, or through custom and usage and words related functions.

Call

Enter the number using the keypad, then tap , Unplug the key.


Answer the phone

When an incoming call , tap and hold , answer.

Manage contacts

Manage contacts, including phone numbers, e-mail addresses and other information. You can use contacts grouping, in order to search for contacts, or contacts send to others or share with others.

Send message

 Send a text message sent or additional image or video send multimedia messages.send or receive messages outside the local service areamay result in additional charges. For detailsdetailed information, please contact your service provider.

Use the application

Application screen displays icons for all applications,Including applications for new installations. Open the applicationScreen and select the application icon to open the program.

Use the Internet

Using WLAN or cellular data network connection function internet. Open the application and browse the Internet page.



If you access the Internet or download media files, you can can produce other costs. For more information,may generate additional costs. For more information, please contact your service provider.

See Instructions

nstructions provide information about the operation of the complete product information.



If you access the Internet or download media files,May generate additional costs. for more information, please contact your service provider.

Safety Information

The safety information applicable to wrap the content of mobile products. Some content may not apply to your product. To protect the you and others from harm or to protect your product from damage bad, read the safety information about the product before use.



Warning

Failure to follow safety warnings and regulations can result in serious injury or death

- Do not use a damaged power cord or plug or loose power outlet
Click on an insecure connection to a cause or fire.
- Do not touch the power cord with wet hands, or by pulling power
unplug the charger cable way
- Doing so may result in electrocution.
Do not bend or damage the power cord
- Doing so may result in electric shock or fire.
Do not use the device or touch the device with wet hands while charging
- Doing so may cause an electric shock
Avoid short circuit the charger or equipment
Doing so may result in electric shock or fire, or battery failure or explosion.

Do not use the product outdoors in a lightning storm

Doing so may cause electric shock or equipment malfunction.

Use manufacturer-approved batteries, chargers, accessories and articles

Using generic batteries or chargers may shorten the life of the equipment
or cause the product to malfunction of the case.
they may also cause a fire or cause the battery to explode.

Only use products designed specifically for the company and after the battery and charging devices. than compatible batteries and chargers may cause danger or damage the product. when the user without the Company approved accessories or supplies, the company not responsible for the safety of users.

Do not expose the charger or product to fall, or cause collisions careful handling and disposal of products and Chargers

Do not place batteries or devices in a fire.

Do not put the battery and equipment Inside or on the heating product (such as a microwave, oven or radiator) for surface.
overheating may explode. Dispose of used batteries or products please comply with all relevant local laws and regulations.

Protection products, batteries and chargers from damage

Avoid exposing the device and battery in extremely cold or extremely hot temperatures.
Extreme temperatures can damage the product, reducing the charge capacity of the device and shortening

Do not use water heaters, microwave ovens, hot cooking equipment, or high pressure inside the container will store the device near the battery may leak.

Products may overheat and cause a fire.

Do not focus on the region as substance use or store the product in a dusty, wind

Dust or foreign matter may cause equipment failure, causing a fire or electric shock.

Multifunction jack and charger to prevent contact with the smaller end of liquids, dust, metal powder or pencil conductive material such as a conductive material could lead to a short circuit or corrosion contacts, which could cause an explosion or fire.

Do not bite or suck on the device or the battery. Doing so may cause choking or serious injury.

Children or animals due to swallowing small parts and choking. If children use the device, make sure that they use the product correctly.

Do not place the device or supplied accessories chuoxiang eyes, ears or mouth otherwise it will cause choking or serious injury.

Do not use damaged or leaking batteries for safe disposal of batteries, please contact your nearest authorized service Service center.

Note

Comply with the safety precautions and regulations will not cause injury do not use the product or property damage in the vicinity of other electronic devices most electronic devices use radio frequency signals. you the product may interfere with other electronic products. use LTE data connection may cause interference products, for example, such as audio products and telephones.

On the plane, the use of electronic devices may interfere with the aircraft's electronic navigation systems.

Automotive electronics devices may be due to radio interference and it appears to be Barrier.

Do not place the device in place with gaudy or fog might otherwise

Damage to the device surface or cause the device to malfunction.

If you are using a hearing aid, please contact the manufacturer to understand there Information related radio interference

Wireless point frequency emitted by this product may interfere with some hearing

In a potentially explosive environment off the device, rather than remove the battery.

Never at a gas station or near flammable materials, chemicals place And use the product in explosive areas.

do not have a party equipment, equipment parts, or accessories in store or reception of flammable liquids, gases or flammable materials.

If you notice a product or battery or abnormal sound or smell see smoke or leaking equipment or battery, please stop immediately use of this product and contact the service center for repair doing so may cause a fire or explosion.

Please observe all safety warnings on the use of the product while driving report or regulations.

When driving, safe driving when your primary responsibility. If there is prohibited by law, Please do not use the product while driving. Understand the device extremely convenient features such as speed dial and redial. Suspend the call in heavy traffic or weather conditions first. Safekeeping and use of mobile products to keep your device dry vapor and liquid can damage the equipment components or circuitry. Do not turn the device wet. if the product is turned on, Please immediately turn it off and remove the battery liquid will change the color of the label that indicates water damage inside the device to zero pieces. Water may damage the product, and the manufacturer's warranty.

Products can only be stored on a flat surface If the product to fall, it will be damaged. Do not store the product in a hot or cold Do not place metal objects such as coins, keys and necklaces storage. Do not store the device in the vicinity of the magnetic field. If the product is overheated, please stop using the devices or applications A long period of time in contact with skin temperature of the device may cause cryogenic burns, such as red spots and pigmentation. Do not use the product in the case of the battery cover removed.

Under flash products of Use When using the product, interior should open some lights, and the screen should not rely on the eyes too. In order to avoid eye fatigue, frequent breaks in the course of using the device. reduce the risk of repetitive motion injuries repeated keys, writing or playing games with your fingers on the screen, etc. when repetitive motion, your wrists, neck, shoulders or body other parts may occasionally feel discomfort. When using the product end after room, please relax the hand holding the device, gently press the press key and timely break.

When using headphones and ear protection hearing Excessive exposure to loud sounds can cause hearing damage. exposure to loud sounds may distract your attention when walking, thus causing the accident. use only the minimum volume setting necessary to hear your conversation or music. In dry environments, static electricity can build up inside the headset. do not use headphones while driving or riding on horseback. or use of the product during the movement of the walking Notes Always pay attention to your surroundings to avoid injury to yourself or others. Ensure that the headset cord is not wrapped around your arm or nearby objects. do not place the device in your back pockets or around your waist If you fall, you may be injured or damaged products.

Do not use cracked or damaged products
Carefully install equipment ensure that the products and accessories placed in or near the air bag deployment area.

Wireless products installed when air bags inflate rapidly, can cause damage.

Products may not be more than a week of continuous charging, overcharging may shorten battery life.

Product placement is not the long-term will gradually discharge and must be recharged before use.

when the product idle, disconnect the power supply. long without the battery may shorten its life and degrade performance. This may also lead to battery failure or explosion, or cause a fire.

Comply with all instructions in this manual to ensure the equipment and get the longest battery life. For failing to comply with warnings and instructions caused

When using the product, please note the following do not disassemble, modify or repair the product manufacturer for any changes or modifications to the product warranty. For repair, contact your local service center. Do not disassemble or puncture the battery, the reason is that this could cause an explosion or fire. turn off the product before removing the battery. If you remove the battery when the device is turned on, the product may cause malfunction.

When cleaning the product, please note the following wipe the device or charger with a towel or an eraser. with a cotton ball or a towel to clean the battery contacts. do not use chemicals or detergents. doing so may cause discoloration or surface corrosion products, it may result in electric shock or fire.

Do not use the product for any purpose other than the specified he uses product may malfunction avoid disturbing others when using the device in public places allow only qualified service personnel with relevant products If the staff does not have the relevant qualifications of maintenance products may cause product damage, and no warranty.

Careful handling SIM card \ memory card or a data cable insert the card or the data cable to connect the device to ensure that the card is inserted or data lines surface or surfaces properly connected.

When the product is transferring or accessing information, do not remove the card, you may even buddha dause data loss and / or damage to the product or the memory card. forcibly insert the card or connect the data cable, or improper operation may cause the product multifunction jack or other damaged parts.

Protect your personal information and to avoid disclosure or misuse of sensitive information When using the product, be sure to back up important data. for data loss, the Company division is not responsible.

When you download an application, please read carefully confidence permission for access to xu application or a large multi-purpose personal information, should be particularly careful.

Regularly check for unauthorized accounts or can use.

If the product is lost or stolen, please change the account's password to protect your personal information.

Do not use applications from unknown sources, and through the pattern, password or PIN Code lock products.

Do not distribute copyright-protected content

Malware and viruses

to protect the product is not malware and virus damage, please observe what use tips. Non-compliance may result in data corruption or loss, this situation not a warranty service areas.

Do not download unknown applications.

Do not browse untrusted sites.

Delete suspicious messages or e-mails from whom the sender.set password and regularly changed.

Please cancel when not using the wireless features, such as Bluetooth. If the product performance anomalies, run anti-virus program to check for viruses situation.

Install anti-virus program on your computer and run periodically to check for viruses.

Disclaimer

Through this device content and services available to all belong to a third party, and subject, patent protected by copyright, trademark and other intellectual property laws. in addition to the above restrictions, unless the application content or expressly permitted by the service provider, otherwise, either through the device display any content or services, you may not modify, reproduce, republish, upload, post, transmit, translate, sell,create derivative works, open issued or distributed in any way. the Company disclaims any implicit commitment with assurance.

Or by statute, common hair or otherwise [including, but not limited to fitness merchantability or fitness for a particular purpose] approved the terms or conditions. under no circumstances (including negligence), provided by any of the equipment any content or services, even if it has been advised in advance of such damages possibility, whether in contract or tort, for any direct,next, accidental, special or consequential loss or damages costs, attorney fees, expenses or any other variety of loss or damage arising therefrom,or connect any information contained or used by you or any third party any content or services arising from the results of the company as to its accuracy,effectiveness, timeliness, legality or completeness is not guaranteed.

Third-party services may stop or interrupted at any time, for any of the Company
any time you can use the content or services assumes no responsibility or guarantee. content and services provided by third parties outside the control of the Company through networks and transmission input devices for transmission. In addition to the general disclaimer, the company also made it clear that any content or service to the people and equipment applicable termination or delay does not assume any responsibility or liability. The company designed the customer service content and services are neither responsible nor obligations. any content or services should be directly related to the service requirements of content and service providers responsible.

Depending on the area, the service provider or the software version, some Content may vary by device. Subject to change without notice.

this product is electromagnetic radiation specific Absorption Rate (SAR) is the maximum 0.142W/KG, in line with national standards GB 21288-2007.