

24K

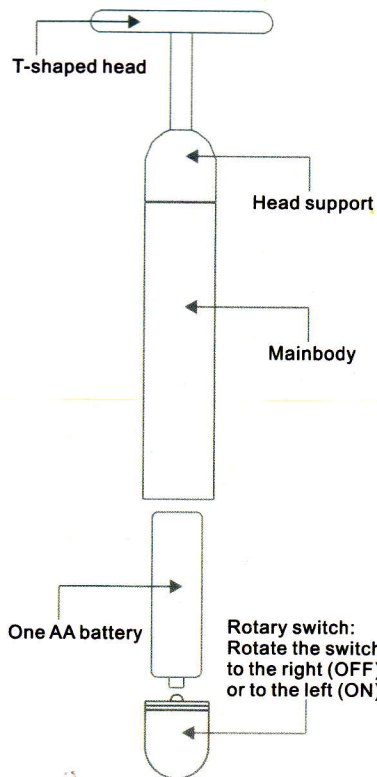
Gold Vibration Beauty Bar



Instructions
SK-1056B

PLEASE READ INSTRUCTIONS CAREFULLY BEFORE USAGE

1. Product Structure



2. Features

The 24K gold vibration beauty bar can solve various aging problems. Distinguished 24 K gold metallic substance releases negative pure gold ions, which can stimulate the dermis to secrete much more collagen, filling the gap due to atrophy and loss. In addition, the sagging and loosing skin can be improved and rearranged to even wrinkles, revitalize skin, and represent the youth. Accurate 6,500 times of micro vibration per minute improves the blood circulation, with two times a day in the morning and evening respectively. Three-minute massage each time can effectively solve various skin aging problems, such as improving the face dropsy, sagging skin, and wrinkles.

3. Precautions before Use

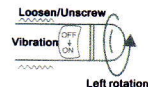
- 1). Please read the instructions carefully;
- 2). Please keep this instructions well for future reference;
- 3). Please use the unit following the instructions;

4. Technical Parameters

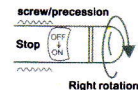
Product Name	24KGold Vibration Beauty Bar
Power supply	DC 1.5V (AA 1.5 V X 1)
Number of vibration	About 6,500 rotations per minute
Dimensions	Length: 150 mm, diameter: 16.5 mm Length of T-shaped head: about 35 mm, diameter: 5 mm
Weight	About 80g

5. Switch Operation Method

- To turn the switch on, rotate the switch to the left (counter-clockwise rotation), and vibration starts after the switch is rotated to the right position (the edge of tail cover is completely combined with the edge of the bar);

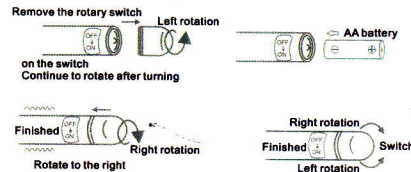


- To turn the switch off, rotate the switch to the right (clockwise rotation), and feel that it completely stops vibrating.



6. Battery Replacement Method

- a. Rotate the rotary switch to the left, Remove the rotary switch
- b. put a new one into the bar with its negative pole inwards
- c. Install the rotary switch, and then rotate the switch to the right (clockwise rotation)
- e. The beauty bar switch will be turned on during the clockwise rotation and the bar starts vibrating. But you need to continuously rotate it to the right so that the tail cover is combined with the beauty bar



7. Usage

a. Holding Method

Hold the beauty bar at the lower 1/3 part. If you hold it at the upper part, the vibration of the beauty bar will be affected, and the head vibration effect becomes poor.

b. Face (Illustration 1)

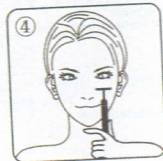
The beauty bar can massage the facial skin, slowly from the bottom to the upper part and from the inside to the outside.

c. Both ends of the T-shaped head can be used to massage small parts like nose wings. (Illustration 2)

d. Location (Illustration 3)

Both ends of the T-shaped head can be used to massage lightly any part for 2-3 seconds as required.

e. Please use this beauty bar in the case of no makeup, and do not use it after makeup. (Illustration 4)



8. Warranty

1. If faults still occur after accurate operations are performed based on instructions, free maintenance services is provided for a year.
2. If the device fails within one year, please bring the instructions together to consult fault matters.
3. If any of the following situations occurs, the fault troubleshooting fees will be borne by customers.
 - a). Misuse, unauthorized fault repair and alterations;
 - b). Falling down by mistakes;
 - c). Fault reasons have nothing to do with the device.
4. Please keep the instructions well, which cannot be reissued.
5. Based on a written warranty commitment, free fault troubleshooting is provided. Any fees out of the free warranty will be borne by customers.

Flantronics Electrical Appliance
Company Limited

Address: No. 4 Tai'an Road, Fengxiang Industrial
Zone Daliang, Shunde, Foshan, Guangdong Province
China 528300