


TURBO

DG2014

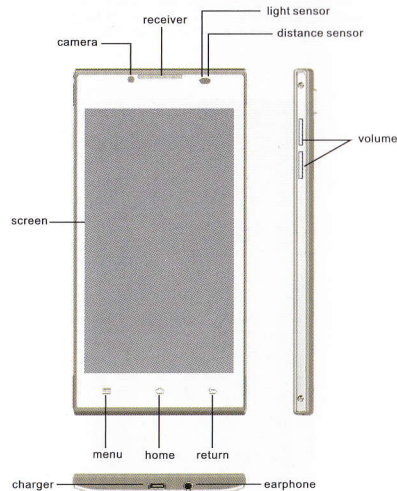
USAGE MANUAL

Welcome to use our DG2014

Please press the power on/off button of the DG2014 for several seconds so you can turn up it., then pull "the circle of lock screen" so you can unlock the phone.




Component Designator



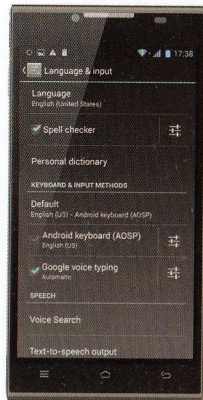
The basic knowledge of the button

Please press the power on/off button for several seconds if you want to power off or restart. You can back to the home screen anytime when you pressing the "Home" button.



Language switching

Pressing the "Settings" button, so you can go into the field of "Language & input", then you can choose the language on the field of "Language".



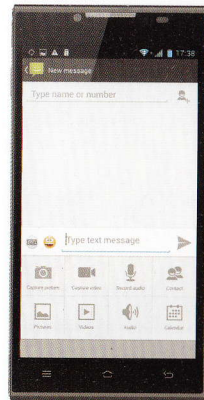
Phone

Pressing the button of "People", email, message or any telephone number on the DG2014 phone then you make a phone call. Or make a phone call by using the dial keyboard in the "Dialing" application program.



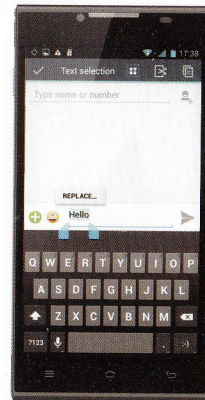
Message

Pressing the "message" button then you can send a message to other user,. Input names and telephone numbers on the "Receiver" field, or choose someone in the contact list, then press the "sending" button after inputting the message. Please press the "+" button if you want to send a photograph, video and so on.



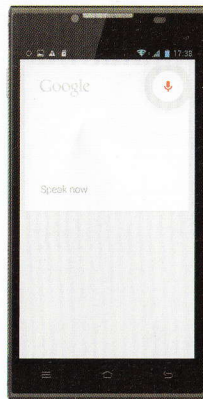
Input and edit

The DG2014 will have some recommendation when you are inputting. If you want to edit a text, please choose the text and then press it for several seconds, move the inseting point or using the select all, cut and copy ways.




Voice Search

Tap the "Voice Search" icon, and when prompted, and then say the request.




Camera

Tap the "Camera" icon. If you want to take a picture, tap the "Camera" button. Besides, you can choose Face beauty, HDR, Panorama and other models to photograph. To record high-definition video, tap the "Record" button.



Gallery

Tap the "Gallery" icon to view photos. Fast Sliding your finger left or right to scan the image. Open the photo, tap the "menu" button, you can edit, delete, or improve photos. You can also tap photos for a few seconds, select the photos, and then share photos (via the "Mail" message, Facebook, Skype, etc.) as well as other operations.



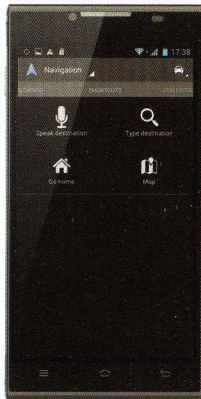
Map

To view your location on the map, please tap "Local" button. A blue dot will be displayed in your current position. Use two fingers to rotate the map, or kneading or spread your fingers to zoom the map. By typing words in the search field to find locations.



Navigation

Pressing the "Navigation" button, so you can install all the GPS software if it support Android 4.2.9 OS is OK, even no the SIM card and 3G net, you also can let the GPS run, Take the Phone go for a travel.




Play Music&Video

DG2014 take a very good Small Speaker, it support the online play and play the file in the phone. the IPS screen let the video play so clear And smooth. the most dazzle function is that you can play the video by floating window mode, so that you can play the video and the same time to do other thing such as chat with friend online by skype.



Change theme

Tap the "menu" button, in the "Wallpaper" column, select a picture, then tap "Set wallpaper".



More about it

If you want to learn more information about DG2014, please visit our website: www.doogee.cc/en



KVD INTERNATIONAL GROUP LIMITED

Address: Rm 37E, 37Floor, Block C, Electronic Technology Building, Shennan Middle Road, Futian District, Shenzhen, Guangdong, china.

Tel: +86 755-23607569 Fax: +86 755-83173231
E-mail: info@doogee.cc