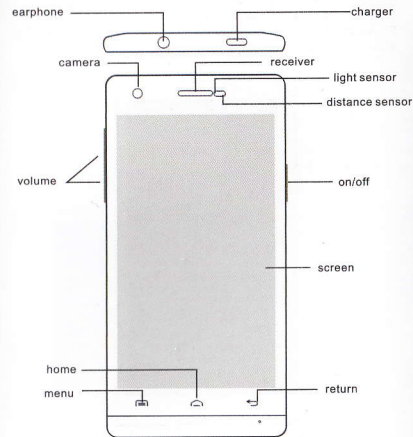


DG350 PIXELS


Welcome to use our PIXELS DG350


Know the parts of your mobile before use.




Use the phone keys

In any screen,

Tap , return to the former interface or exit.

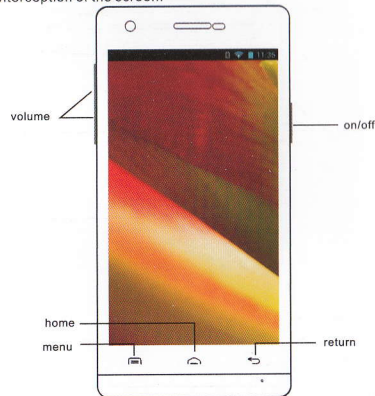
Tap , return to the menu.

Press  a few seconds, to open the list of recently used applications.

Tap , display the setting- options list.

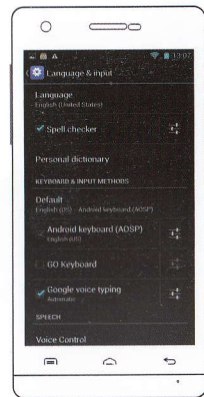
Tap the on / off button, turn off or light up the screen; long press on / off button for a few seconds, you can choose to shut down or restart the phone.

Press and hold the on / off button and volume down key, the interception of the screen.



Language switching

Pressing the "Settings" button, so you can go into the field of "Language & input", then you can choose the language on the field of "Language".



Making Calls

Pressing the button of "People", email, message or any telephone number on the phone then you make a phone call. Or make a phone call by using the dial keyboard in the "Dialing" application program.



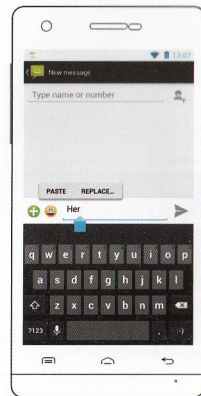
Message

Pressing the "messaging" button then you can send a message to other user. Input names and telephone numbers on the "Receiver" field, or choose someone in the contact list, then press the "sending" button after inputting the message. Please press the "+" button if you want to send a photograph, video and so on.



Input and edit

The DG350 will have some recommendation when you are inputting. If you want to edit a text, please choose the text and then press it for several seconds, move the inseting point or using the select all, cut and copy ways.




More about it

If you want to learn more information about PIXELS DG350, please visit our website: www.doogee.cc/en


A brand of KVD
KVD INTERNATIONAL GROUP LIMITED
Designed by DOOGEE in Shenzhen
All Rights reserved
Unique Design by DOOGEE


Record colorful moments

Tap the "Camera" icon to open the camera. DG350 using OV5650 camera, it support a variety of pictures of intelligent beauty, HDR, panorama shot, smile mode automatically identify. Voice camera features allow small gathering of friends, family photo to add more fun and warmth.





Retaining clip and moving

Tap the "Camera" icon to open the camera, switch to video mode. Tap , ready video clips important moment in your life at any time.



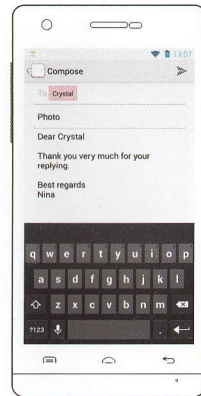
Enjoy the colorful photos

Tap the "Gallery" icon to open the atlas. Feel free to browse photographs, memories moving moment. View a photo, tap  to enter the edit mode, you can crop photos, adjust color filter effects, such as increased landscaping operations.



E-mail

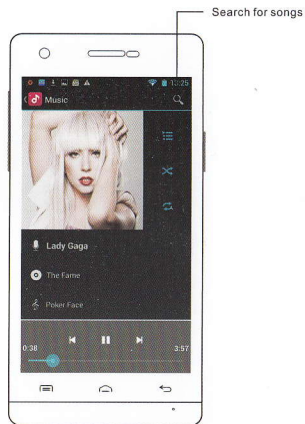
Tap the "Email" icon. After setting the e-mail account, you can send and receive messages via mobile phone, you can keep in touch with friends or clients at any times anytime and anywhere.



Enjoy the wonderful music

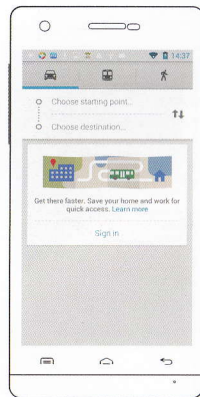
Tap the "Music" icon.

You can play songs by Artists, Albums, Songs and other models.



Navigation

Pressing the "Navigation" button, so you can install all the GPS software if it support Android 4.2.9 OS is OK, even no the SIM card and 3G net, you also can let the GPS run, Take the Phone go for a travel.



FM Radio

Insert the earphone plug into the socket. Tap the "FM Radio" icon, so you can Choose the radio frequency.



Change theme

Tap the "menu" button, in the "Wallpaper" column, select a picture, then tap "Set wallpaper".

