



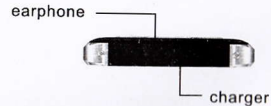
Quick Guide

TITANS2

DG700

The contents of this manual may differ in certain respects from the description of your phone depending on its software version and your telephone operator.


Getting to know your mobile





* Please use the earphone included in the package.

How to use the phone keys

In any screen,

Tap “”, to return to previous screen or to exit the application.

Tap “”, to return to the main menu.

Tap “”, to display the settings/option list.

Tap the “on/off” button, to turn on or off the screen and block the screen.

Long press “on/off” to shut down or to restart your mobile.

Press and hold the “on/off” button and then press the volume down key to take a screen capture.

When using the camera, just press any volume key to take a picture.

Language

Tap the settings icon. Scroll down and tap the “Language and input”, then choose language in the field “language”.

Gesture recognition

The Titans2 DG700 is equipped with fast access to all your applications; it allows for not only easier ways to use your applications, but also makes your button to last longer. For example you can skip to next song without unlocking the screen, just draw a horizontal line on your screen.



Draw a "C" to open the camera.

Double tap on a turned off screen to wake up your phone.



Draw a "O" to
open Google
Play



Draw a "M" to
start listening
music




Draw a "e" to
start browsing
the web



Draw a "C" to
make a call



Draw a line up
to unlock your
phone.



Draw a line
down to take
a picture.



Draw a "W" to
check your
SMS

Guest account

You are not the only one who uses your phone, with the guest account, you can keep your conversations, contact, pictures etc... well protected. Now you can lend your mobile without any worries.



Control in one button.


Press the "settings" icon, start "Smart button", Then select what function you want the configurable button to perform, for example, double click to turn on the torch, record sound, long press to turn on the camera, etc... All options at your disposal..



Smart button


3 finger fast screenshot

The TITANS2 DG700 is equipped with fast screenshot. Put 3 fingers on the screen and draw them down and you will have a screenshot in just one gesture.




HotKnot file transfer technology.

HotKnot wireless file transfer, transfer pictures, movies, music, files etc... between to phone just by touching their screens, no Wi-Fi required, with speeds up to 54Mbps.



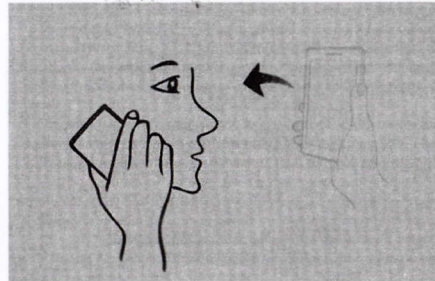
Contactless control.

Use your DG700 without even touching it, wave your hand in front of the screen from horizontally or vertically to turn a page, skin a song, take a picture, go down or up in a menu, or even unlocking your phone!



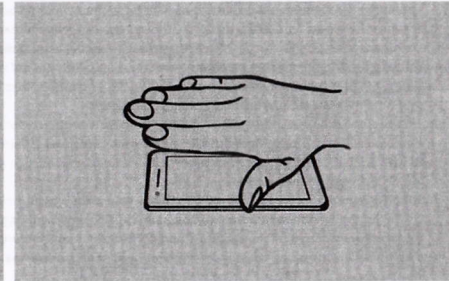
Direct calling.

When wanting to place a call, just find the contact you need and call just by putting the phone next to your ear.



Contactless hands free mode.

When receiving a call, pick up just by putting your hand on the top part of the screen for 2 seconds without touching it.



[EN] Safety Information

Please read this safety information carefully so that you can use your phone in complete safety

1. Children : Be very careful with children and your phone. A mobile phone contains a number of detachable parts. Exercise great care when children are in close proximity to the phone. The phone contains small parts that could be swallowed or cause choking. If your phone is equipped with a camera or lighting device, do not use it too near children or animals.
2. Hearing : Prolonged listening at full power using a lightweight headset or headphones can damage your hearing. Reduce the volume to the lowest possible level when listening to music or conversations. Avoid high volumes over extended periods.
3. Driving : Exercise care when driving. Driving requires maximum attention at all times in order to minimise the risk of accidents. Using a mobile phone can distract the user and result in an accident. You must fully comply with the local regulations and laws in force regarding the use of cell phones whilst driving. You are not allowed to use the phone whilst driving. A hands-free kit should not be regarded as an alternative solution. Flying : Turn your phone off when flying. Remember to turn your phone off when you are in a plane (GsM + Bluetooth) as it may cause interference.
4. Hospitals : Turn your phone off near any medical devices. It is extremely dangerous to leave a phone switched on near medical devices as it may cause interference. You must observe any instructions or warnings in hospitals and treatment centres. Remember to turn your phone off in service stations. Do not use your device in a petrol station near fuel. It is dangerous to use your phone inside a professional garage.
5. Electronic implants and pacemakers : Users who wear a pacemaker or who are fitted with an electronic implant must hold the phone on the opposite side to their implant as a precaution when making a call. If you notice that your phone is causing interference with a pacemaker, switch it off immediately and contact the manufacturer of the pacemaker for advice on what action to take.
6. Fire hazard : Do not leave your device near heat sources such as radiators or cookers. Do not leave your phone charging near

flammable materials as there is a real risk of fire.

7. Contact with liquid : Do not expose the phone to liquid or touch it with wet hands : any damage caused by water may be irreparable.
8. Use only DOOGEE-approved accessories. The use of unauthorised accessories may damage your phone or cause a safety risk.
9. Do not destroy the batteries and chargers. Never use a battery or charger that has been damaged. keep batteries away from magnetic objects as the latter might cause a short-circuit between the positive and negative terminals of your batteries and permanently destroy the battery or phone. As a general rule, you should not expose the batteries to very high or low temperatures (below 0°C or above 45°C). Differences in temperature may reduce battery autonomy and service life.
10. Shocks and impact : Handle and use your phone with the utmost care. Protect your phone : shocks and impact may damage it. some parts of your phone are made from glass and might break if the phone is dropped or is subject to severe impact. Avoid dropping your phone. Do not touch the screen with sharp objects.
11. Electric shock : Do not try to dismantle your phone as there is a very real risk of electric shock.
12. Maintenance : If you want to clean your handset, use a dry cloth (do not use a solvent, such as benzene, or alcohol).
13. Recharge your phone in a well ventilated area. Do not recharge your device when it is resting on a soft surface.
14. Damage to magnetic strips : keep your phone away from credit cards as they may damage the data on the magnetic strips.