

自动平衡车

BALANCE CAR

1、关于自动平衡车

自动平衡车是新型的高科技代步工具，它使用航天姿态控制原理、模糊算法、陀螺仪系统、实现前进后退的自动平衡，使用者通过身体略微前倾及后仰，实现前进、加速、减速、刹车等行车操作。左右方向的平衡则类似于自行车，依靠身体的扭动实现。

自动平衡车具有绿色环保的特点，可以随身携带，例如乘坐地铁和公交，上班、上学、逛街都是交通出行的好帮手。

1、about the automatic balance car

automatic balance car is a high-tech means of transport model, it uses the original space attitude control theory, fuzzy algorithm, the realization of automatic balancing gyroscope system, forward and backward, use through the body slightly forward and backward, forward, acceleration, deceleration, brake etc. crane operation. about the direction of the balance is similar to a bicycle, relying on the body twist the realization of.

characteristics of automatic balance of the car with the green environmental protection, can carry, for example by sit iron and bus, go to work, school, shopping is travel good helper.

2、安全

任何代步工具都存在安全风险，电动平衡车也不例外，因此您需要详细了解该产品的安全注意事项并且在行车过程中小心谨慎。

- 1、不可急加速和急减速，不可过度前倾个后仰身体。
- 2、若有摔倒风险，请以保护人身安全为主，不要顾及平衡车。

2、Safety

any means of transport are the existence of security risks, electric balance car is no exception, so you need to understand in detail the production safety precautions products and in the process of traffic caution.

- 1、can not be speeding up and the rapid deceleration, not excessive forward a fadeaway body.
- 2、if there is a risk of falling, please take protects the personal safety, do not take account of the balance of the car.

注意事项

- 1、骑行前建议穿戴好头盔、手套、护肘、护膝的安全防护用品。
- 2、不宜在车多的公路上，及人多的地方骑行。
- 3、不宜在颠簸路面上骑行，如土路、石子路、
- 4、不宜在湿滑路面骑行，尤其是冰雪路面。
- 5、不宜在超过15°上下坡道上骑行。
- 6、不建议12岁以下的儿童学习和骑行。
- 7、不建议在北方寒冷的冬天骑行。

The matters needing attention

- 1、riding advice before safety protection products to wear a good helmet, gloves, knee pads, elbow pads.
- 2、not in the vehicles on the road, and more local people riding.
- 3、not in the bumpy road cycling, such as road, stone road,
- 4、should not be on a slippery road cycling, especially snow pavement.
- 5、not more than 15 degrees in the upper and lower ramp cycling.
- 6、is not recommended for children under the age of 12 to study and riding.
- 7、is not recommended in the cold northern winter riding.

在实际上路骑行过程中，可能会遇到很多未预计及突发性的危险，因此任何时候都需要小心谨慎驾驶。未按照使用手册说明使用，造成人生伤害事故本公司不承担任何责任。

in the actual road cycling process, may encounter many not expected and unexpected danger, so any time need circumspect driving. not in accordance with the use of manual use, resulting in injury accidents of life company does not undertake any responsibility ren.

3、基本参数/The basic parameters

项目 Project	规格 Specifications	参数 Parameters	说明 Explain
性能 Performance	最高时速 Speed	18km	
	续航里程 Endurance	15-20km/30-40km	视骑行者体重与路况及环境温度而定 As the riders weight and road condition and environment temperature and
	最大爬坡角度 Climbing	18°	体重60公斤者实际路测可达18° Weight 60 kg of actual road test can reach 18 DEG
	电池 Battery	60V	保护板具备均衡功能 Protection board has a balanced function
	使用温度 The use of temperature	-10°C~40°C	最适合使用度10°C-30°C The most suitable for the use of degree10°C-30°C
	最大载量 Load	120kg	
	充电器电压 charging voltage	AC220V50-60Hz	
	充电时间 The charging time	1-2h	

外观重量 The appearance of weight	踏板高度 Pedal height	112mm	
	轮胎尺寸 Tire size	φ360mm	
	重量 Weight	9.5kg	
保护措施 Protection measures	倾斜保护 The tilt protection	45°	超过45°时,停止运转 More than 45°, stop running
	限速保护 The speed limit protection	10km	踏板前端抬起 The front end up
	低电量保护 Low battery protection	10%	踏板前端下沉 Pedal front sag
信息提示 Information prompt	电源及错误 Power and error	LED灯	开机常亮,保护闪烁 Boot often bright flashing protection
	电量 Power	LED灯	LED灯随电量下降逐渐熄灭 LED lamp with the consumption decreased gradually extinguished
	声音提醒 Voice reminder	嘀声 beep	开机提示,低电量嘀声 The boot prompt, low power beep.
	声音提醒 Voice reminder	长鸣 Ringing	倾斜时长鸣 Tilt is ringing
附件 Annex	标配充电器 Charger		
	选配辅助轮 Auxiliary wheel		

4、使用/Use

①、主要功能部件如图所示

- 1、电源开关
- 2、电量指示灯
- 3、充电插口
- 4、踏板（可以向上转动收起）

①、the main functional components such as shown in figure

- 1、the power switch
- 2、the power indicator light
- 3、a charging socket
- 4、pedal (can be rotated upwards away)





型号/Model:X3

①、主要功能部件如图所示

- 1、电源开关
- 2、电量指示灯
- 3、前后灯开关
- 4、充电插口
- 5、后灯
- 6、前灯
- 7、踏板（可以向上转动收起）

①、the main functional components such as shown in figure

- 1、the power switch
- 2、the power indicator light
- 3、the front and rear lights switch
- 4、a charging socket
- 5、and the rear lamp
- 6、the headlights
- 7、pedal (can be rotated upwards away)

型号:金刚
Model:kumgang

型号/Model:X3

①、主要功能部件如图所示

- 1、电源开关
- 2、电量指示灯
- 3、充电插口
- 4、踏板（可以向上转动收起）

①、the main functional components such as shown in figure

- 1、the power switch
- 2、the power indicator light
- 3、a charging socket
- 4、pedal (can be rotated upwards away)

型号:双轮
Model:Double

①、主要功能部件如图所示

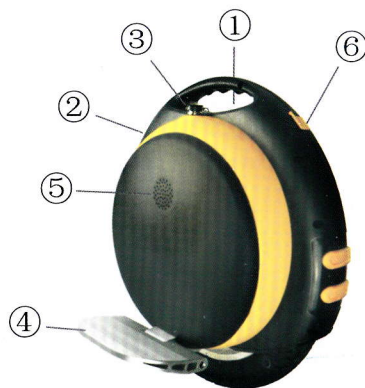
- 1、电源开关
- 2、电量指示灯
- 3、充电插口
- 4、踏板（可以向上转动收起）

①、the main functional components such as shown in figure

- 1、the power switch
- 2、the power indicator light
- 3、a charging socket
- 4、pedal (can be rotated upwards away)

①、主要功能部件如图所示

- 1、电源开关
- 2、电量指示灯
- 3、充电插口
- 4、踏板（可以向上转动收起）
- 5、蓝牙音箱
- 6、USB接口（带移动电源功能）



型号:小苹果
Model:Small apple

①、the main functional components such as shown in figure

- 1、the power switch
- 2、the power indicator light
- 3、a charging socket
- 4、pedal (can be rotated upwards away)
- 5、bluetooth speakers
- 6、usb interface (with mobile power supply function)

②、启动

将自动平衡车以竖直状态放在地面上，按下电源键开关，开关指示灯及电量指示灯会亮起，同时蜂鸣器会发出“嘀”声提示音，随后即可骑行。如按下电源开关时，电动平衡车处于前后方向的倾斜状态，那么请等待它自动修正至竖直状态后再骑行。

②、start

the automatic balance car in vertical state on the ground, press the power button switch, indicator light and switch power indication light, at the same time, the buzzer will issue a "beep" sound tone, then ride. if you press the power switch, the electric car in front and back direction tilt the balance state, so please wait for it to automatically repair it to the vertical state after the ride.

③、电量提示

自动平衡车使用四颗LED来提示电量状态，当电量大于85%时，四颗LED灯全亮，随电量下降逐渐熄灭，因此出行前先查看电量，避免路程过远无法返回，为不耽误您的行程，建议每次使用后都及时充电，当剩余电量小于10%时，四颗LED会全部闪烁，蜂鸣器也会一起连续“嘀”声，同时踏板前端开始逐渐下沉，强迫您逐渐减速减速到至停止，请不要再次启动骑行，以免电量耗尽突然断电，造成您摔伤。在冬季骑行时，连续里程会有所减少，因为锂电池在低温环境下的放电能力下降很快。列如在-15℃时，放电能力只有常温的一半左右。

③、power tips

automatic balance car uses four led to prompt the power state, when the power is greater than 85%, the four led light, with consumption decreased gradually extinguished, so travel first see electricity, avoid distance too far can not return, as not to delay your stroke, timely advice after each use to charge, when the remaining power is less than 10%, four led will be flashing, the buzzer will continuous with "tick" sound, while the front of the pedal is beginning to sink, forcing you to gradually slow down to stop, please don't start riding again, so as not to run out of power cuts the power suddenly, causing you to fall.

in the winter riding, continuous mileage will be reduced, because the discharge capacity of lithium batteries in the bottom temperature drops very fast. the column such as -15℃, about half of the discharge capacity is only at room temperature.

④、限速保护

为防止速度过快时跌倒带来的伤害，自动平衡车限制了最大行驶速度，当车速超过10km/h时，踏板前端会随着速度的增加缓慢抬起，车速到达16km/h时，抬起角度接近10°您很难再通过前倾的方向加速，随着速度的降低，踏板会逐渐减小抬起的角度。

④、the speed limit protection

in order to prevent too fast fall harm, automatic balance car limit maximum speed, when speed of more than 10km/h, the front end will slowly raise with the increase of velocity, the speed reached 16km/h, lift angle close to 10° hard for you through the forward direction acceleration, with the lower speed, the pedal will reduce gradually raised angle.

注意：当速度接近上限时，请不要强行前倾身体加速，以免跌倒摔伤！

note: when the velocity is close to the limit, please do not forcibly bend the body acceleration, lest you fall fall!

⑤、倾斜保护

当车体倾斜超过45°时，例如自动平衡车摔倒后，控制系统会启动倾斜保护，电机随即停止转动，以防止高速旋转的电机对人造成的伤害，倾斜保护启动后，蜂鸣器会长鸣，同时电源开关上的LED会不停闪烁。

⑤、the tilt protection

when the car body tilting over 45 degrees, such as automatic balance car after the fall, the control system will start the tilt protection, then stop the motor check the rotation, in order to prevent the high-speed rotation of the motor to harm people, inclined protection after the start, the buzzer will sound the same. when the power switch on the led will not stop flashing.

解除保护状态只需要关闭电源开关后再次开启即可

unprotected state only need to turn off the power switch can be opened again after

⑥、充电

请将充电器充电插头插入充电孔后，再插入交流电源，否则充电器不会启动，这样可能避免潜在的风险，使充电更加安全。自动平衡车上配备上充电器，正常情况下只需2小时左右即可完成充电，充电器上的指示灯呈红色时表示正在充电，绿色时表示已结束。如果不是急用，请等待充电结束后再取下充电器，因为充电后期，电池保护板会对电池进行电压均衡的维护。

⑥、charge

please put the charger plug is inserted into the charging hole, and then insert the ac power charger, otherwise will not start, so possible to avoid potential risks, make the charging more secure. the car equipped with automatic balance charger, under normal circumstances finished charging need only 2 hours or so can, that is charging indicator light on the charger is red, green table show has ended. if not urgently, please wait for the end of charge and take off the charger, because after charging, electric tank protection plate will maintain the battery voltage equalization.

⑦、防水

电动平衡车的防水等级为IP56，可以通过不超过10厘米深水，可以短时在小雨中使用，但请不要沉入水中及在雨中长时间使用。

⑦、waterproof

waterproof electric balance of the car is ip56, by not more than 10 cm deep, can be short in the rain use, but please don't sink into the water and use a long time in the rain.

5、维护

①、存放

不要在潮湿的地方放置您的自动平衡车。长时间不使用时，建议每两个月对电池进行一次充电，以保持电池的活力。

②、由于空间有限，使用普通气筒打气，这时只要将充气延长嘴连接在轮胎气嘴上，即可使用普通气筒打气。

③、更换内外胎

当内外胎有损坏或更换时，可以开启没有提示灯的一侧边缘进行操作，首先使用十字螺丝刀取下环侧螺栓，然后取下无提示灯一侧边缘中间的6颗螺栓，即可打开边沿，过程中请注意两侧边沿中的连接线条，将接头连接端子拨开即可，不要生拉硬拽。

注意：

A：维护完成后，连接电源端子时可能出现瞬间打火，这属于正常情况。

B：不要打开有指示灯一侧的边盖。以及内部的铝板，否则将不予保修。

5、Maintain

- ①、deposit
do not place your vehicle with automatic balance in damp places. do not use a long time, every two months to the battery for a charge, in order to maintain the cell vitality.
- ②、because of limited space, the use of common pump, then as long as the inflatable extended nozzle connected with a tyre air valve, you can use the common pump.
- ③、the replacement of tyre
when the tyre is damaged or replaced, can be opened without side edge indicating lamp for operation, the first to use ten the word screwdriver remove ring side bolts, and then remove the 6 bolts tips without the middle lamp side edge, the edge can be opened, please pay attention to in the process of connecting wire harness on both sides of the edge of the joints connecting terminals, unplug the can, don't reach.

note:

A: after the maintenance, when an instant ignition may connect the power supply terminals, this is normal.

B: do not open indicating lamp on one side of the edge cover. as well as internal aluminum, otherwise it will not warranty.

6、保修

请妥善保管保修卡及购买发票作为售后凭证

自动平衡车对于非人为损坏和故障, 按照以下条款提供售后服务。

- ①、整车除电池及耗材保修一年。
- ②、电池保修半年; 车轮的内外胎属于耗材, 保修一个月。

6、Guarantee

Please keep the warranty card and purchase invoices as after-sales voucher Automatic balance car for non-human damage and failure, provide after-sale service in accordance with the following provisions.

- ①、Vehicle except the battery and supplies for one year warranty.
- ②、The battery warranty for six months; tyre wheel belongs to consumables, month warranty.

如下情况不在保修范围之内

- 1、用户未按照“使用说明书”的规定使用, 保养及调整造成的故障。
- 2、用户的自行改装, 拆修造成的损坏, 以及不遵守使用规定而引起的故障。
- 3、用户保管不当或意外事故造成的故障。
- 4、无保修卡、发票和票卡物不符。
- 5、使用后外观损伤不属于保修范围。
- 6、使用说明书上规定范围之外的自行拆损件。
- 7、在雨中长期骑行及在水中浸泡的损坏。

The following are not within the scope of the warranty

- 1、the user is not used in accordance with the "instructions for use", caused by the fault maintenance and adjustment.
- 2、the user's self modified, remove damaged to repair the damage caused by, and the use of non-compliance with the provisions of the fault caused by.
- 3、the user improper storage or accidents caused by failure.
- 4、no warranty cards, invoices and ticket card discrepancies.
- 5、after the use of visual damage does not belong to the scope of warranty.
- 6、the use of manual beyond the scope specified in the dismantle of damaged parts.
- 7、in the rain, riding for a long time and damage in water immersion.

7、产品特点

本产品严格按照国家GB4706.18设计及生产。具有以下良好特性

- 1、超越其它同类产品的设计理念, 安全性好, 可靠性高, 保护功能完善、防潮、防尘、防震。
- 2、充电性能优越, 电池充电饱满, 充电速度快。
- 3、充电方式科学, 大幅延长充电的寿命。
- 4、效率高, 省电节能。
- 5、产品体积小, 重量轻, 便于携带。
- 6、使用简单, 充电状态通过灯的发光颜色准确显示。

7、Product features

products in strict accordance with the national gb4706.18 design and production. has the characteristics of good

- 1、beyond the design concept of other similar products, good safety, high reliability, perfect function of protection, moistureproof, dustproof, shockproof.
- 2、the charging of superior performance, battery charging full, fast charging.
- 3、the charging mode of scientific, greatly prolonging the service life of charging.
- 4、high efficiency and energy saving.
- 5、the product has the advantages of small volume, light weight, easy to carry.
- 6、the use of simple, state of charge by emitting color lamp display accuracy.

8、产品特点

1、将充电器的充电接口与电池的充电接口良好的对接到位, 对接时注意检查接口的互相配合, 避免不恰当的大力插入破坏接口结构。

2、在将充电器的电源插头接入220V交流电插座, 此时, 充电器亮红灯, 表示充电开始进行(当充电器电源插入220V交流电, 输出未连接电池时, 充电器的指示灯亮绿灯, 表示正常待机状态)。

3、随着充电的进行, 电池的电量不断增加, 当充电器的指示灯亮绿灯时, 表明电池充满, 充电时间长短依据电池容量不同有所加长或缩短。

4、充电完成后, 及时将电池移除, 将充电器从插座上拔下, 妥善保管, 不要在不使用的情况下, 将充电器长期插在插座上, 也不要再在充电完成后仍长期将电池与充电器连接, 以上两点有助于延长电池和充电器寿命。

8、Battery

1、the docking charge interface of the charging interface charger and battery good place, butt check interface cooperate with each other, to avoid inappropriate insertion failure interface structure vigorously.

2、when the power plug 220v ac socket, charger charger at this time, the red light, said charging switch begin (when the charger power supply inserted into 220v alternating current, the output is not connected battery charger, the indicator light bright green lamp, said normal standby).

3、with the charge, the battery charger when increasing, indicating lamp bright green, indicates the battery full battery capacity, charging time according to different lengthening or shortening.

4、after charging, the battery charger timely removed, will be pulled from the socket, properly maintained, not to make in the conditions of long, will the charger is inserted in the socket, but also not in the long term will still after charging battery and charging with the above two points help to prolong the life of battery and charger.

使用注意事项:

1、使用充电器的最佳顺序是电池连接充电器, 再连接电源插座。这样有助于延长充电器和电池的充电接口使用寿命。

2、在插拔充电器的充电接头时, 手拿底部尽量靠近接头, 轻拿轻放, 不要大力拉扯, 正确的使用可以使你充电器的电池用得长久。

3、充电器和电池的使用的存放, 都要在干燥干净的环境中, 避免高温和太阳直射。

4、本充电器限于室内使用, 产品标签有室内使用的标志。

The use of attention matters:

1、the best sequence using the charger is connected to battery charger is connected with the power socket. this helps the charging interface extended charger and battery life.

2、in the charging connector plug of the charger, hand as close as possible to the joint at the bottom, gently, do not vigorously pulling, proper use can use the longer you battery charger.

3、the charger and battery use storage, are in a dry clean environment, avoid high temperature and direct solar radiation.

4、the charger is limited to indoor use, the product label marked for indoor use.