


CAR BACK-VIEW TFT LCD MONITOR

USER'S MANUAL




Support: Touch screen

Please read this Manual thoroughly before using this product

And keep it well for future reference

TFT LCD MONITOR

Appearance and function



Introduction of function keys

Screen dimensions: 7inch

Resolution: 480X234/800X480

System: PAL&NTSC

Power: DC12V

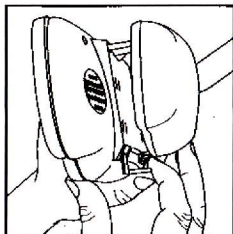
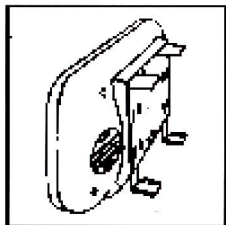
Consumption: 6W

Video: two way video input

Rear watching: image can be changed left and right

Operate mode: the key operation and remote control

Installation: (See the figure bellow)




TFT LCD MONITOR

Function of report controller

Introduction of function keys

1. POWER: Switch for power supply
2. VIDEO: V1/V2 selecting
3. MENU: Menu (brightness, colors, contrast) button
4. VOL+: Increase a button
5. VOL-: Reduces button
6. MODE: Selecting results of display



Connection and Installation

- (1) Red to +12v
- (2) Black to ground
- (3) Video1 (yellow)
- (4) Video2 (yellow)
- (5) Blue for rear view

