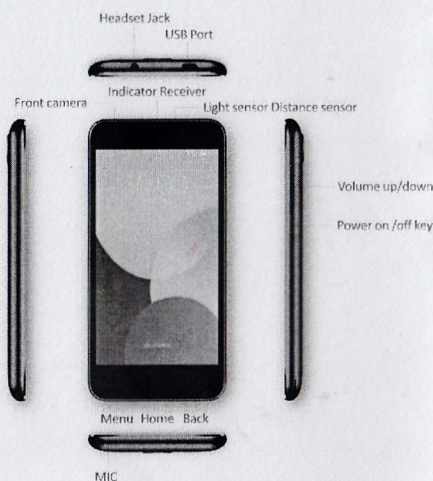


Parts description



Appearance and Keypad Operations

Keys	Functions
Home	• Enter to desktop.
Menu	• Enter for fast setting.
Back	• Turn back to last menu.
Power	• Keep press the power button until screen turn on.
Up	• Press it to increase the volume
Down	• Press it to decrease the volume.
P-Serson	• Cover it, and then the phone's backlight will turn off
Front Camera	• Entering the camera interface, switched to the front camera can photo yourself.

Unlock and lock screen

Unlock




Press button quickly, and drag the ring to unlock.

Lock Screen

Press the power key in any interface, then the mobile phone will enter standby model.


KEY



- Menu Key : Enter for fast setting
- Home Key : Enter to desktop
- Back Key : turn back to last menu

Desktop

Unlock the desktop, you can click the icon to open the corresponding application Change wallpaper, open the file.Also can slide the desktop to get more applications.



Enter Desktop

Desktop enter key

Browse Desktop

Slide the screen

Desktop Gadgets

Desktop gadgets is a shortcut to enter the APP. You can use it directly at desktop, eg: desktop weather gadgets can let you know the weather information anytime.

Applications Menu

You can enter the application menu from home key after unlock the screen, press .

Start Applications

At application menu, touch the APP you want.

Notification Bar

At top of home /main menu, it displays the mobile phone signal, Battery power, new message and other notice.

Checking the notice

One finger pull down from the top of notification bar.

Quick menu

Use 2 finger to pull down from the top of notification bar. You can turn on/off fast for WLAN,Bluetooth,GPS and etc function.

More Basic Function

Dial


Press , through to search contacts or enter the phone number then press to dial out.If want to delete the number, please press .

Call ends

Press key during the calling.

Incoming call

When have call coming, slide the ring to to receive.



Message

Sent message

- 1.Press enter the message menu
- 2.Press to create new message
- 3.Press to add one or more contacts.
- 4.Press to sending text or inserting pictures, face,video,etc
- 5.Press to sending when finish edit.

Phones Setting

- 1.Find in application menu. Touch it enter the setting menu.
- 2.Enter quick menu,touch enter system setting.