

NEW Full Color Animation laser Light User Manual

Unboxing Check

Thank you for using our products, For the sake of safety and better operation of this projector, please read this manual carefully before using and operating it, lest incur any personal injury or damage to the projector.

Package List:

1. Projector 1PC
2. AC power supply 1PC
3. Owen's Manual 1PC
4. SD card 1PC

Notice:

1. Please operate the projector according to the Manual strictly.
2. This unit is intended for indoor use only and should be prevented from water, moisture and shake.
3. The working temperature of this unit is 15-30°C, and it must be powered off after continuously working 2 hours to let the laser diode cool down.
4. To keep the body of this unit clean to avoid any unnecessary troubles.
5. Do not turn on and off it frequently and try to avoid making it worked for a long time.
6. Do not use the telescope to watch the laser rays, otherwise will be largen the dangers.
7. You had better use the original package during the transportation.

Warnings:

1. The grade of the laser for it is Class III A, and will be dangerous if exposure to the eyes directly.
2. The working Voltage is 100-240V/50-60Hz, once exceeded this range its lifetime will be shorten.

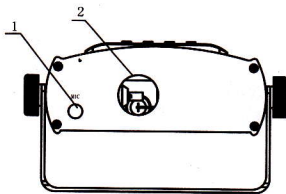
Statement:

All the projectors are examined strictly before shipment, In that case the user should operate it according to the manual strictly, We and the distributor will not be responsible for any mistakes cause by the wrong operations.

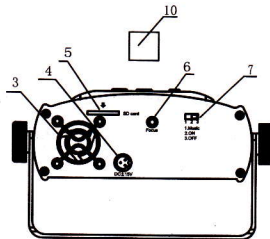
Specification:

1. Power: AC power supply input AC100-240V/50~60Hz, Output +15V 1000mA/-15V 500mA
2. Laser generator-Wavelength: 532nm(Green), 660nm(Red), 405nm(Purple)
3. Dimension: 195.5X141X112.5mm
4. Net Weight : 1.06 kg
5. Gross Weight : 1.28 kg/pc

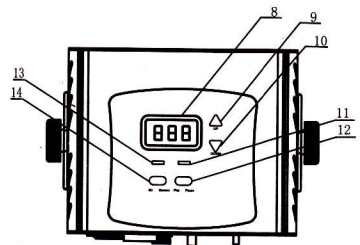
Panel:



1. MIC
2. Laser Aperture
3. Fan
4. Power jack
5. SD Card
6. Graph size regulating switch



7. On/Off
8. LCD display screen
9. UP
10. Down
11. Fixed play indicator
12. Play Button



13. SD Card Indicator
14. SD Card Button

SD card Laser Control System

1. This system only support FAT32 file system, if use new SD card, want to format for FAT32 format.
2. The SD card to special card special, contains the Progra. Rar file (graphics play editing software).
3. This system support documents to standard CTN format file.
4. Need to play files to edit to LST file. (LST files only one)
5. CTN file with the LST documents that need to be in the same folder. (folder there can only be one)
6. CTN file with the LST file format does not support Chinese name.