

How to set the time:

Press button A skips this animation and presents the time immediately, then press button B three second skips red light animation now press button A to set hours;press button B three second skips yellow and green animation now press button A to set minutes.

This watch with automatic display function

LED Watches Instructions

How to read the time :


Press button A come to display the time ,or press button

B come to display the time without a light up animation

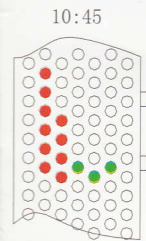
each red light indicates 1 hours

each green light indicates 15 minutes

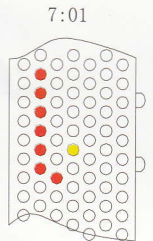
each yellow light indicates 1 minutes



3 HOURS (red)
1 MIN (green)
+7 MIN (yellow)
=22MIN



10 hours (red)
45min (green)



7 hours (red)
1 min (yellow)