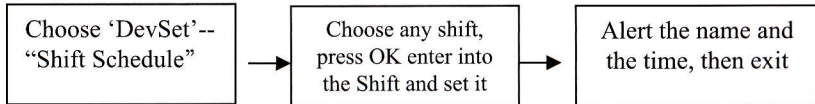


English Manual for Facial Machine V1.0

1.Set Shift

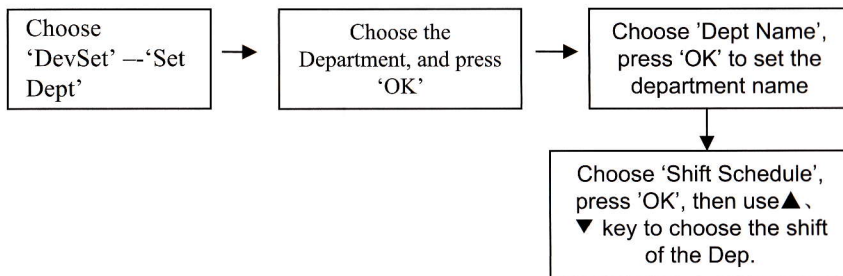
Press 'MENU', enter into the menu



Remark: User can set 24 shifts in one machine, the shift no. from 1 to 24

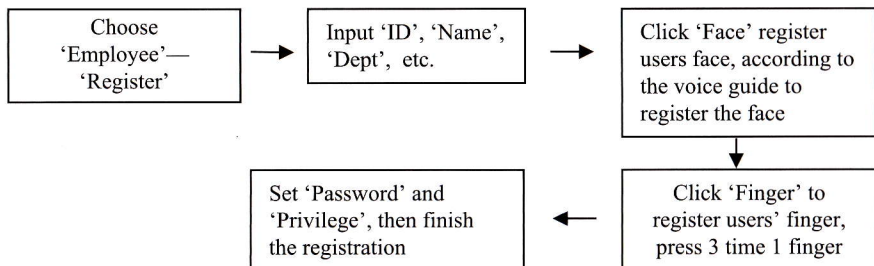
2.Set Department and the Dep. shift

Press 'MENU', enter into the menu



3.Administrate the user

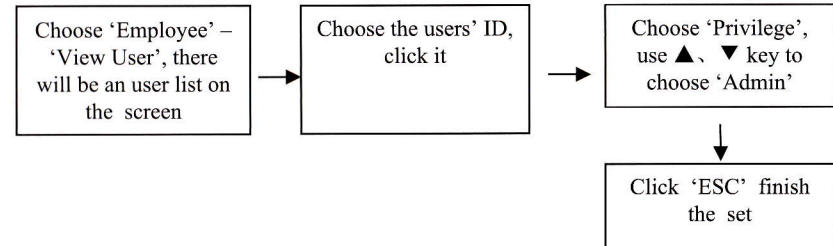
Press 'MENU', enter into the menu



Remark: After complete the registration, user can choose 'View User' to change the users' information

4. Set the administrator

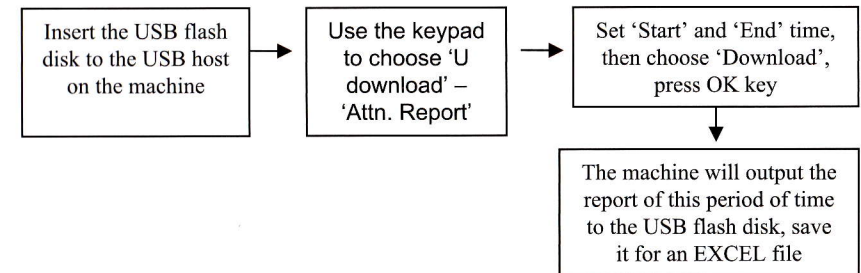
Press 'MENU', enter into the menu



Remark: After registered the Adm., enter the menu need to verified the administrator.

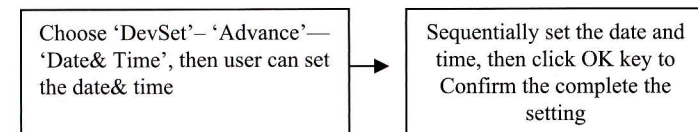
5.Export the report

Press 'MENU', enter into the menu



6.Time setting

Press 'MENU', enter into the menu



Remark: Before use the machine, please set the accurate time!