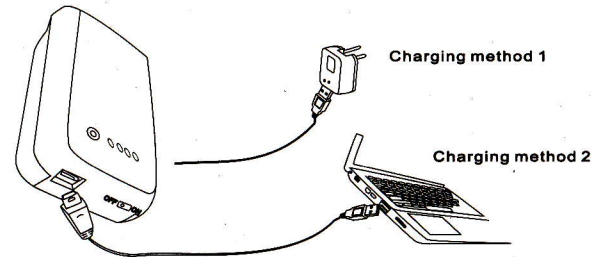


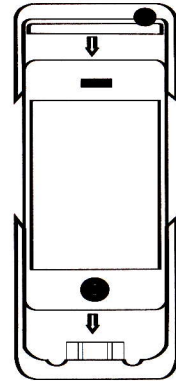
# User Manual

## Charge External Battery

Charging method 1: Computer USB port charge

Charging method 2: Wall adaptor (110-240V, USB outlet) charge





## Charge iPhone

### Charging iPhone


- (1) slot in iPhone
- (2) switch on button on external battery bottom
- (3) close the roof cover
- (4) charge and sync your iPhone to iTunes thru the external battery by USB cable

## Safety precautions:

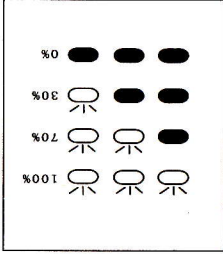
- 1、 Do not throw battery into the water or make it wet;
- 2、 Do not use or store battery near heat source (like fire or heater)
- 3、 Do not throw the battery into fire or heat the battery
- 4、 Forbid to hammer to trample the battery
- 5、 Forbid disassembling the battery in anyway

# Battery Capacity Indication

Battery Capacity Indicator



Battery Capacity Indicator



# warranty card

Customer Information		Full company name	Address	Telephone	Sales Information	Sales Company	Telephone	Invoice NO	NO
								Sale date	Agents

## External Battery

For iPhone4 1900mAh

Delight You & Your Network

## Specifications

Product name:	iPhone external power
Dimension:	125x63x17.5 (mm)
Weight:	65g
Output Voltage:	5V
Output Current:	500mA
Input Voltage:	5V
Input Current:	<= 1000mAh (1A)
Capacity:	7.2WH 1900mAh <input type="checkbox"/> 1700mAh <input type="checkbox"/>
Work Temperature:	-10°C~40°C
Storage Temperature:	-20°C~+50°C
Standby Time:	Up to 230 hours
Talk Time :	Up to 6 hours
Internet Use:	Up to 5.5 hours on 3G network/Up to 8 hours on Wi-Fi
Audio Playback :	Up to 30 hours
Video Playback:	Up to 8 hours