


Anti lost alarm for Android smart phone
A-601



Rtriv'r LA User Guide

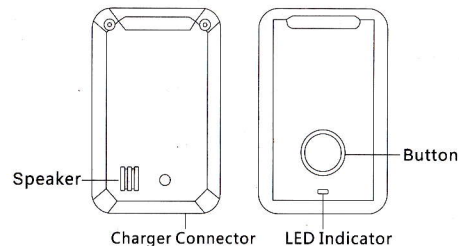


Rtriv'r Anti Lost Alarm (LA) is a dual function small electronic device for personal safety and protection. It works with Android smart phone. They can be work as 2-way locator or 2-way anti-lost alarm.

*2-way locator: Rtriv'r LA or smart phone can be used to find the other within 30-foot radius.

*2-way anti-lost alarm: when Rtriv'r LA and the smart phone are at a distance approximately more than 30-foot apart, alarm will be set on either Rtriv'r LA, smart phone, or both even when the phone is being used.

Rtriv'r Anti Lost Alarm (LA)



Specification

Dimensions	57mm×38mm×11mm
Weight	21g
Operational distance	6~10m (outdoor) 3~6m (indoor)
Battery capacity	400mAh (lithium-polymer battery)
Standby time	600 hours (locator mode)
Constant working time	80 hours (alarm mode)
Charge time	2 hours
Charge voltage	5V DC

Battery Charging

Rtriv'r LA battery should be fully charged until the LED turn red (approximately 2 hrs) before first time use.

Rtriv'r App

Before using your Rtriv'r LA, please download and install Rtriv'r camera application on your phone. App can be download by searching for **rtrivr** in Google Play Store or from website <http://www.rtrivr.com/en/down.asp>.



App Icon



App Menu

***The app work with Android2.1 or above.**

Turning Rtriv'r LA On and Off

***To turn Rtriv'r LA on:** press and hold the button down until the LED flash blue slowly (approximately 3 seconds).

***To turn the Rtriv'r LA off:** Press and hold the button down until LED indicator flash red and blue alternately (approximately 10 seconds).

***To reset Rtriv'r LA :** press and hold button down for 15 seconds. The LED will flash red and blue at the same time. (Rtriv'r LA need to be reset when password had forgotten or use default setting on the phone.)

***Standby:** After the Bluetooth connection had been lost. 5 minutes later the Rtriv'r LA will be in standby and can be located by smart phone.

Pairing Rtriv'r With A Phone

The Rtriv'r LA is an electronic device utilizing Bluetooth technology to communicate with smart phone. So LA need to be paired with phone for the first time use.

1. Tap **Bluetooth settings** to turn on the Bluetooth and search for the LA
2. Tap **Rtrivr** that appeared on the list.
3. Enter password 0000 on the phone to finish pairing.

Locating Rtriv'r LA

Tap **Rtrivr locator** on the phone, it will find and ring the Rtriv'r LA if it is within the range.

Locating The Smart Phone

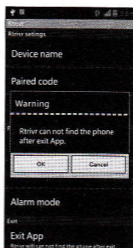
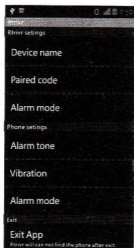
Press and hold down button 3 seconds to turn on Rtriv'r LA. Then push the button will ring or vibrate the phone.

Anti-Lost Alarm

Tap **Rtrivr locator** on the smart phone. It will show 'connected' on the screen when Rtriv'r LA and phone are within a 30 feet range. If ones goes out of range, alarms will be triggered immediately. Alarm can be cleared by tap the phone and push the button on Rtriv'r LA.

Other settings

Rename the Rtriv'r LA, select the alarm mode of LA and etc can be set in **Rtrivr APP**.



Exit App

Tap **Exit App** will terminate the application and the Rtriv'r LA can not find the phone.

Notification LED

	Red LED	Blue LED
Single flashing	Battery level is less than 30%	The link between Rtriv'r LA' and the paired smart phone is established
Double flashing	Battery level is less than 10%	The LA lost connection with the paired smart phone (Double flashing slowly)
	The battery is charging.	The LA is searching for the previous linked phone. (Double flashing fast)
Constant lighting	The battery is fully charged.	N/A
Flashing alternately	Rtriv'r LA is powering off.	
Flashing at the same time	Rtriv'r LA is being reset .	

Trouble shooting

1 The phone can not find the Rtriv'r.

*Please make sure that Rtriv'r LA is on or in standby mode, and it is within the operation range.

*If LED double flashing fast, LA is searching for the previous linked phone. LA should be restarted or wait till to the LED indicator turn double flashing slowly.

2 The Rtriv'r can not find the phone.

*The Rtriv'r App was not running.

*Bluetooth was turned off on the phone.

*Both phone and Rtriv'r LA are too far apart.

3 There is a "force close" dialog shown on the phone.

*Restart the Rtriv'r App or phone.

4 Loss password for pairing.

*Reset the Rtriv'r LA.

5 Can not rename the Rtriv'r.

*The name will be refreshed when Rtriv'r App restart.

6 The volume of ring is low for some smart phone.

*Select special mode in the phone settings.



[Http://www.rtrivr.com/en](http://www.rtrivr.com/en)

HONG KONG EUREKA TECHNOLOGY CO.

©2012 All rights reserved.