



Main functions

- Available 3 mode(Cold light-Warm light-Natural light), excellent color reality and eye-protection.
- Adopt high performance LED light and components, lighting more concentrate.
- High sensitivity touch panel, elegant control experience.
- 5-Grade brightness strengths, applicable to different lighting requirements.
- Folding and biaxial rotary design, easy to get best lighting angle.
- Low energy consumption design, saving 90% than incandescent lamp.
- Does not contain the Tungsten, Mercury and other toxic metal, environmental friendly.
- No fragile glass parts, safe and ease.
- Long service life module, more than 35000 hours.
- Digital tube display with Calendar and alarm clock.

Saving
1/3

than traditional bulb

"0"
UV light

No hurt the skin

Eye-protection
soft light

Dizzy-proof
light filter

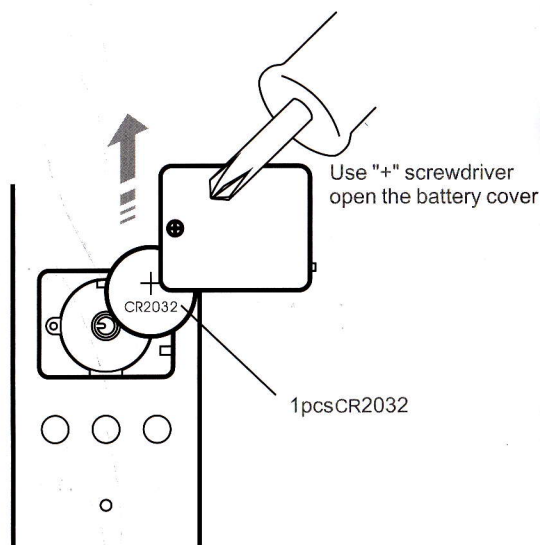
Nature

Natural light

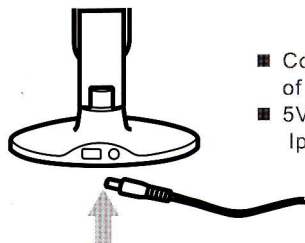
Eco-friendly

Free Mercury & Lead

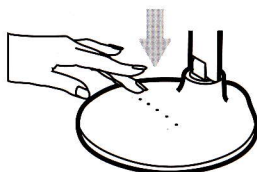
Battery replacement



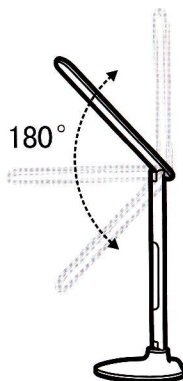
User guider



- Connect the power adapter in the rear of the Lamp holder.
- 5V-500mA USB output, can charge for Ipad, Iphone, etc

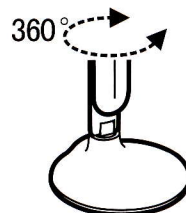


- Touch to turn on the power supply (please refer to Operation instructions).

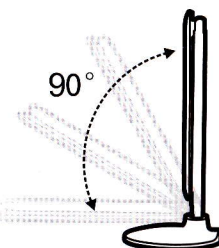


The lamp's arm and chimney activities:

- When adjusting the lamp arm, please hold the base.
- Arm adjustable range: 180°(excessive adjustment may cause damage)
- When adjusting the chimney, please mind the joint-part to avoid clip hands.



- Chimney angle adjustable, to meet your lighting demands.
- Adjustable range: 180°of each side (excessive adjustment may cause damage)



Lighting area:

- Adjustable angle of the Lamp stand: 90°
- When adjusting the lamp arm, please hold the base.

Operation instructions

- Touch key instructions:



power



down



up



mode

- Turn on/off the lamp: touch "ON/OFF"
- Brightness adjusting: touch "up" or "down"
- Lighting mode: Cold light-Warm light-Natural light, switchable
- Calendar operate instructions:



set



up



down

- S (setting)

Touch "S" and hold, the "month" will flicker, then touch \wedge and \vee to adjust "month", after "month" setting, touch "S" key again to setting the "date", "hour", and "minute". After "minute" setting, touch "S" again, "24H" will flicker, then touch \wedge and \vee to select "12H" or "24H". Then touch "S" again to active alarm clock, and touch \wedge and \vee to set alarm time. Then touch "S" again to return normal time mode. In normal time mode, you can touch "S" key to check the alarm time when the Alarm clock icon activated.

- \wedge (up key)

In setting mode, touch \wedge to increase

- \vee (down key)

In setting mode, touch \vee to decrease; In normal time mode, touch \vee to turn on/off the alarm clock.

- Press \wedge / \vee and hold to turn off the Calendar display; Press S/ \wedge / \vee (any key) to turn on the Calendar display.

Specifications

Max power consumption:	10W	Max luminous (30cm)	>1500Lux
Luminous flux	>450Lm	Working voltage	DC12V-1500mA
Color temperature	Cold light 5500K Warm light 3300K	Working temperature	<50°

Warranty Card



Applicable for:

- Since buying date, the user enjoys one year free repair services under normal use. After one year, will be charged according to each component part cost.
- In case change component part, will be charged according to our company's component part cost list.
- The following situations not free repair in Warranty period.
 - 1) Damage caused by natural earthquake, rat disaster, and unnormal use.
 - 2) Damage caused in transportation, fall, and improper storage.
 - 3) Consumable component, such as spare parts, batteries, light bulbs, etc.
 - 4) Warranty information record is not complete, no purchase date, no buying shop seal, etc.
 - 5) Featured using environment, such as humidity, sulfur area, high salty and the ship, etc, easy corrosion area.
 - 6) Using not according to the instructions.
 - 7) Special offer.
- When return to factory for repair, the user should make sure the LED lamp packed properly, to avoid any damage during transportation.
- Factory not responsible for the damages caused by the user themselves unproper disassemble.

Important!

Thank you for purchasing our products.

To guarantee your rights, please fill in this form properly, thank you!

Name
Address
Telephone
Invoice number
Purchase date
Item number
dealers  Note: this field requires the dealers seal!
 Warning: please keep this warranty paper for repair presentation.

Attention:

- Do not Self-disassemble the product, to avoid any electric shock.
- Please use vender's specified adapter and power socket, to maintain normal working.
- Please do not over-adjusting the joint activity parts, to avoid any damage to the lamp.
- Please do not use the lamp in high-temperature or high-humidity environment.
- Please don't look at the LED lightsouce straightly, to avoid your eyes hurt.
- In case below conditions occur, please pull out the power cord, stop using (if needed, please call for help):
 - * The power cord or power plug break
 - * The lamp holder damp or rain
 - * The shell and joint activities of the lamp holder breaks
 - * The lamp holder smokes or sparks
 - * The abnormal flickering or break of the LED light bulb