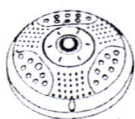


Megapixel AHD CAMERA User Manual




1. Main Parts & Accessories



Main Part (IPC)



Plastic wall nail (3pcs)
Assorted screw (3pcs)

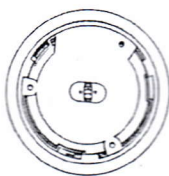
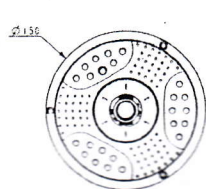


User Manual
(IPC)



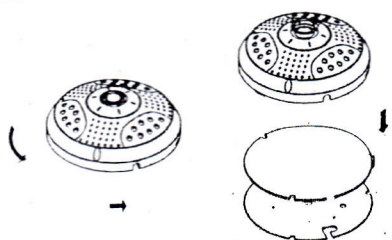
AC/DC Adapter
(DC12V) (Optional)

2. Size

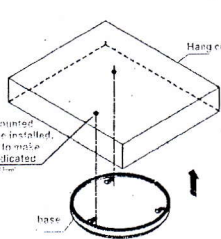


5. Installation

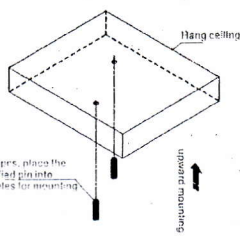
Installation Steps A:



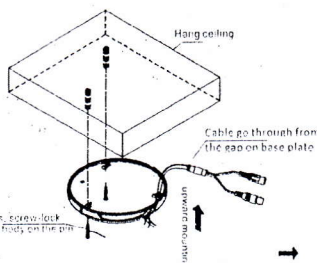
Installation Steps B:



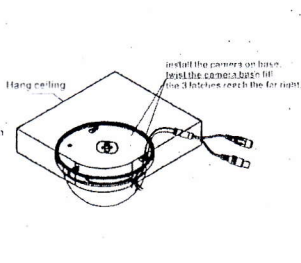
Installation Steps C:



Installation Steps D:



Installation Steps E:

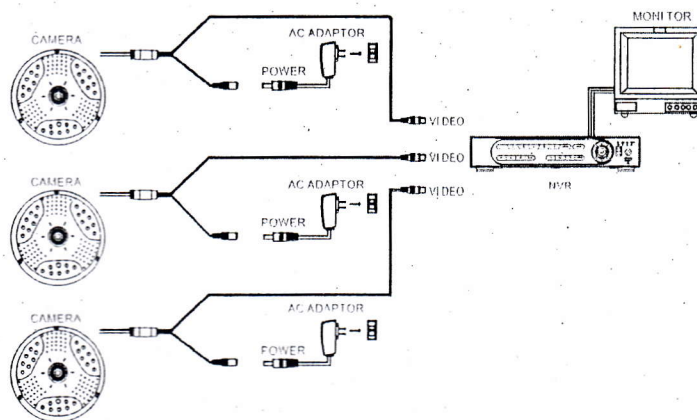


3. NOTES

- (1) Do not drop and prevent the camera from strong knocking.
- (2) Check and confirm the availability of right power supply. Wrong voltage will inflict damage to component(s) in camera.
- (3) Avoid focusing on the strong light (sunshine, light etc)
- (4) Do not use camera in overheated and humid environment. Keep a good ventilation so as to reduce fire and damp.
- (5) Do not touch the lens directly, please use the clean cloth with alcohol to wipe the dust if necessary.
- (6) Only the professional technicians are entitled for installation and repair. By no means this camera shall not be repaired or dismantled on customer's own. Manufacturer holds no responsibility in case of unauthorized repair, and use of uncertified spare parts.

4. Connection Diagram

1. One monitor system with two or more cameras.



6. Technical Parameters

Model	AHD 1.3Megapixel
Image Sensor	1/3" CMOS 1.3Megapixel
Effective Resolution	1280 (H) * 960 (V)
TV System	PAL/NTSC (OSD menu transition)
Effective Pixel	1.3Megapixel
Minimum Illumination	Color 0.01Lux; IR ON 0 Lux
S/N Ratio	≥69dB (AGC OFF)
Day & Night Mode	External control (default) / automatic color / black and white / (OSD Transition) with IR-CUT switch
Auto Gain Control	AUTO
Back Light Comp	AUTO
White Balance	AUTO
Digital Noise Reduction	3D
WDR	Digital WDR
Lens	1.56mm Megapixel lens
Angle of view	ceiling mount 360 wall mount 180
Electronic Shutter	AUTO: 1/50 ~ 1/60 ~ 1/100 ~ 000Sec
Video Out	AHD VIDEO (960P)
IR Leds Qty	≤ 5 IR leds for 23 PCS
IR Distance	10 ~ 15M
Motion Detection	Square tracking and four areas, set the location and size
Occupied ratio for video recording	1H ~ 990MB
OSD Languages	support 12 different languages English/Chinese-Simple/Chinese-Traditional/German/French/Italian/Spanish/Polish/Russian/Portuguese/Dutch/Turkish
Press OSD "down" Key for 5 seconds	PAL switch to NTSC (PAL default)
Press OSD "L" Key for 5 seconds	Signal output (AHD switch to CVBS (AHD default))
Press OSD "R" Key for 5 seconds	Signal output (AHD switch to CVBS)
Passing through fog	YES
Ingress Protection	IP65
Operating Temperature	-20° C ~ 70° C
Power Supply	DC12V ± 10%
Power Consumption	≤ 5W
Size	150*46
Wight	bare camera 422g, with package 640g