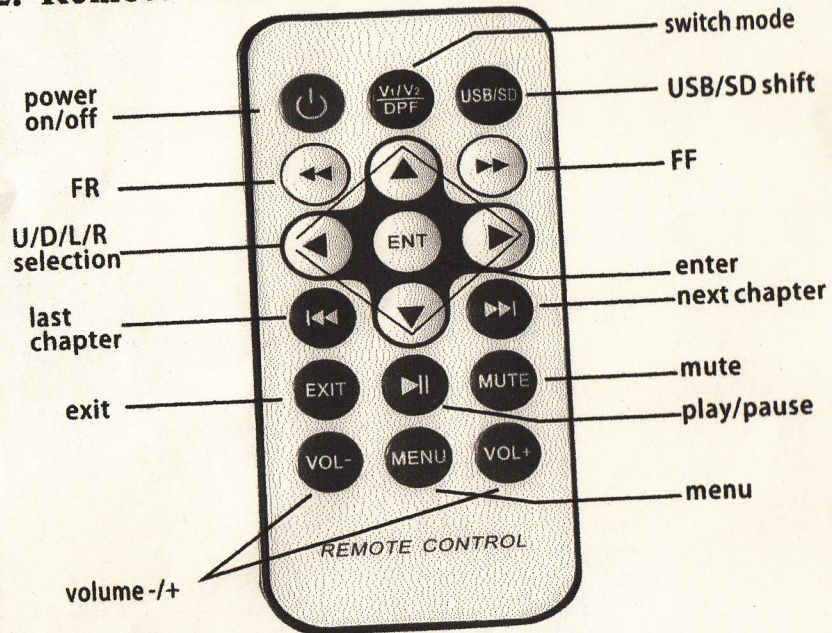


1. Basic Instruction

- 1)stand-alone car monitor with USB/SD
- 2)two video input
- 3)automatically shift Av2 when parking
- 4)ultra-thin design
- 5)touch button operation
- 6) power:DC 12V

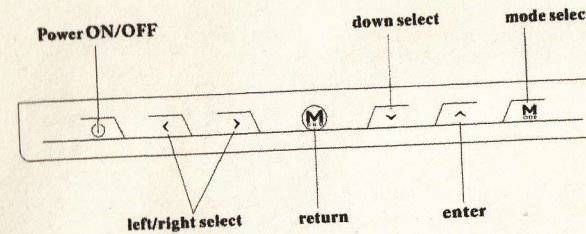
2. Remote Controller Operation



Notice:


- 1)USB/SD shift button need in main interface of card can be adjusted and at the same time exist USB and SD card
- 2)volume-/+ button can only adjust volume
- 3)adjust analog quantity with left and right arrow

3. The key-press instruction at "CARD" state:

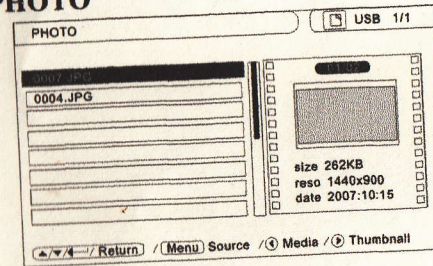


4. Menu instruction

Initial picture have: PHOTO, MUSIC, VIDEO, SLIDE SHOW, SETUP, can select as per your demand, \uparrow/\downarrow :up/down select, \leftarrow/\rightarrow :left/right select.




■ PHOTO



Playing photo files, \uparrow/\downarrow :up/down select, \leftarrow/\rightarrow :left/right select.

■ MUSIC



Playing music files, \uparrow/\downarrow :up/down select, \leftarrow/\rightarrow :left/right select.