


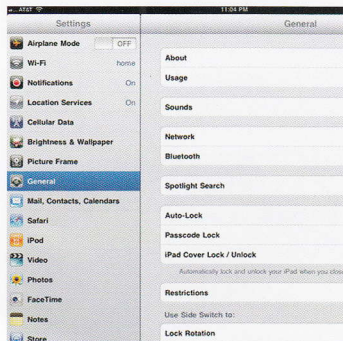
# User Guide

1-Charge keyboard 3-4 hours before first use.

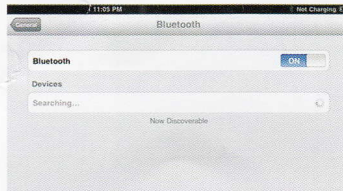
2- Go to settings.



3- Go to General.

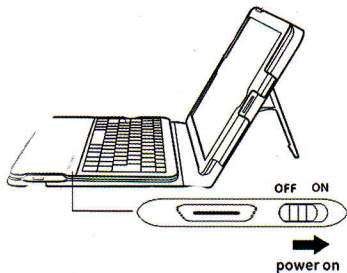


4- Go to bluetooth and make sure bluetooth is on.

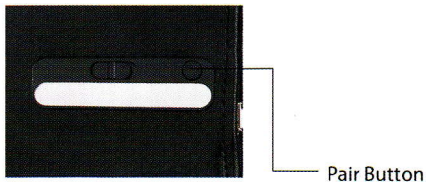


# User Guide


5- Turn on keyboard.



6- Press the pair button.



7- Tap/touch "Bluetooth Keyboard" words shown on the screen of your iPad.



8- Enter the 4 digit code shown on the screen of your iPad on your keyboard and press Enter. The Keyboard should be paired.

