



User Guide

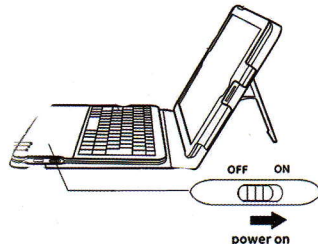
1-Charge keyboard 3-4 hours before first use.

3-Go to bluetooth and make sure bluetooth is on.

2-Go to settings.



4-Turn on keyboard.

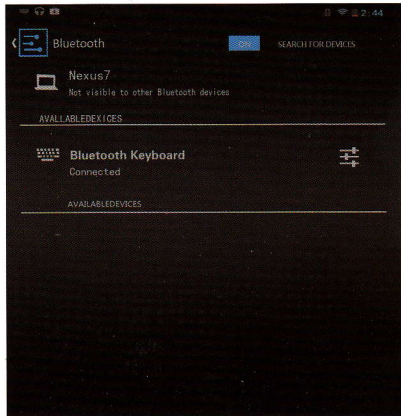


5-Press the pair button.

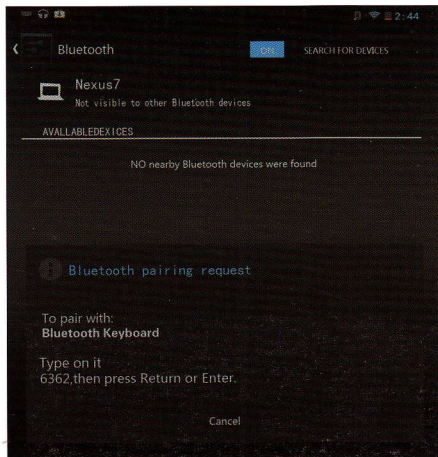


Pair Button

6-Tap/touch "Bluetooth keyboard" words shown on the screen.



7-Enter the 4 digit code shown on the screen on your keyboard and press Enter. The keyboard should be paired.



Note: Please combine the "Fn" with function keys to make it workable.