

We thank you for choosing Seenda product and hope you enjoy using it. Please ensure that you fully read and understand the information within this user guide prior to using your product. We sincerely hope that this high quality product offers you endless hours of entertainment.

Precautions for Safety.

- Do not break or strong impact the unit.
- Do not disassemble, repair or modify the unit by yourself to avoid invalid warranty.
- Do not expose the unit to rain or moisture to avoid malfunction.
- Do not charging the unit with incorrect power voltage to avoid the damage of keyboard or unnecessary risk

Product Feature

Product Name: Ultrathin Bluetooth Touchpad Bamboo Keyboard

Model#: IBK-09D

Product Dimension: 252*188*23.5mm

Net Weight: 500g

Material: ABS+Bamboo

Layout: QWERTY

Bluetooth Specification: Version 3.0

Operation Range: up to 10m

System Support : Windows /Android/iOS

Battery Capacity: 300 mAh

Working Period: 25 hrs

Standby Time: 6 days

Key Life: Up to 1 million times click

Working Current: <10mA


Charging Voltage: <DC5V

Charging Current: > 200mA

Charging Period: 2~3 hrs

Operation Temperature Range: -20°~50°

Product Structure



- 1、Bluetooth Pairing Button
- 2、Power ON/OFF
- 3、USB Cable
- 4、Caps Lock
- 5、Charging Light
- 6、Bluetooth Light
- 7、Fn

Windows Charms

- | | | |
|------------------------|--------------------------|-----------------|
| Cancel | Home | Lock |
| Search | Previous Track | Play/Pause |
| Next Track | Volume down | Volume Up |
| Camera | Email | Task Management |
| Right click popup menu | ins Insert/Replace/Shift | |

Android Charms

- | | | |
|------------------------|----------------|-----------------|
| Cancel | Home | Lock |
| Search | Previous Track | Play/Pause |
| Next Track | Volume down | Volume Up |
| Camera | Email | Task Management |
| Right click popup menu | | |

iOS Charms

- | | | |
|------------------------|------------|-----------------|
| Home | Search | Previous Track |
| Play/Pause | Next Track | Volume down |
| Volume Up | Camera | Task Management |
| Right click popup menu | | |

Notice

How to use blue Fn charms: Fn + Blue Charms

How to use white Fn charms: input it directly

LED Light

Bluetooth Light

Turn on the keyboard by slide the power switch to ON. The yellow light and blue light will blink for 2s and turn off. Then press Bluetooth pairing button to put the keyboard into pairing mode, Bluetooth light will blink.

Caps lock Light

When the keyboard and tablet is successfully paired, press Caps lock key on the keyboard, this light will turn on.

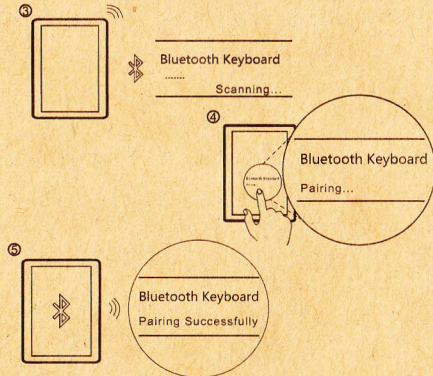
Charging Light

When the keyboard is being charged, this light will be red.

Full Charge Light

When the keyboard battery is fully charged, this light will be green.

Bluetooth Keyboard



Notice

- Bamboo is natural material; please pay attention to keep the balance of temperature of this unit, do not exposure, and avoid fire, flame. Do not clean with wet washcloth if the bamboo got something dirty or not glossy, use the cotton towel coating with wax and grease is advised.
- Bluetooth cannot be use under airplane mode.
- Bluetooth may turn off automatically under power saving mode

Package


Bluetooth Touchpad Keyboard*1 USB Cable*1

User Manual*1

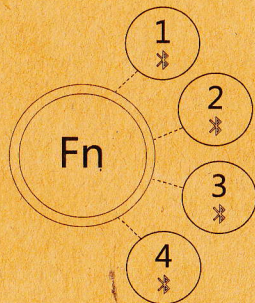
Service

Provides customers with warranty of 12 MONTHS from the date of purchase.

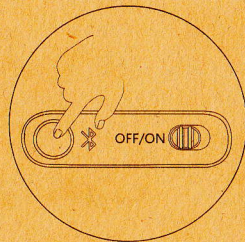
1



2

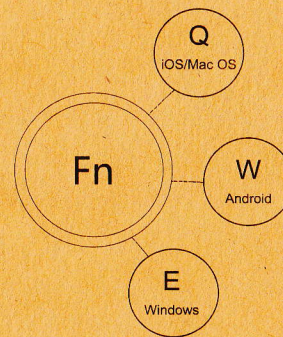


Before



After

3



iOS/Mac OS/Android/Windows

4

